

Product Datasheet

USP28 Antibody - BSA Free

NBP1-82904

Unit Size: 0.1 ml

Store at 4C short term. Aliquot and store at -20C long term. Avoid freeze-thaw cycles.

www.novusbio.com



technical@novusbio.com

Publications: 1

Protocols, Publications, Related Products, Reviews, Research Tools and Images at:
www.novusbio.com/NBP1-82904

Updated 9/9/2025 v.20.1

Earn rewards for product
reviews and publications.

Submit a publication at www.novusbio.com/publications

Submit a review at www.novusbio.com/reviews/destination/NBP1-82904



NBP1-82904

USP28 Antibody - BSA Free

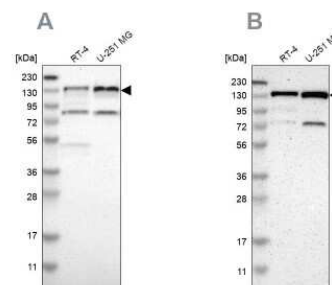
Product Information	
Unit Size	0.1 ml
Concentration	Concentrations vary lot to lot. See vial label for concentration. If unlisted please contact technical services.
Storage	Store at 4C short term. Aliquot and store at -20C long term. Avoid freeze-thaw cycles.
Clonality	Polyclonal
Preservative	0.02% Sodium Azide
Isotype	IgG
Purity	Immunogen affinity purified
Buffer	PBS (pH 7.2) and 40% Glycerol

Product Description	
Description	Novus Biologicals Rabbit USP28 Antibody - BSA Free (NBP1-82904) is a polyclonal antibody validated for use in IHC and WB. Anti-USP28 Antibody: Cited in 1 publication. All Novus Biologicals antibodies are covered by our 100% guarantee.
Host	Rabbit
Gene ID	57646
Gene Symbol	USP28
Species	Human, Mouse, Rat
Reactivity Notes	Immunogen displays the following percentage of sequence identity for non-tested species: Mouse (83%), Rat (88%)
Immunogen	This antibody was developed against Recombinant Protein corresponding to amino acids: SWEEVERDSYGGLRNV SAYCLMYINDKLPYFNAEAAPTESDQMSEVEALSVEL KH YIQEDNWRFEQEVEEWEEEQSCKIPQMESSTNSSSQDYSTSQEPSVASSH GVRCLSSEHAVIVKEQTAQA IANTARA

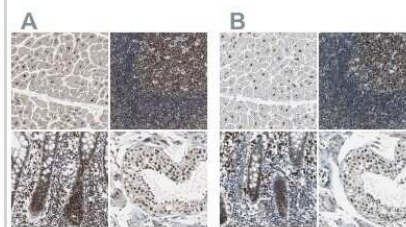
Product Application Details	
Applications	Western Blot, Immunohistochemistry-Paraffin, Immunohistochemistry
Recommended Dilutions	Western Blot 0.04-0.4 ug/ml, Immunohistochemistry 1:50 - 1:200, Immunohistochemistry-Paraffin 1:50 - 1:200
Application Notes	For IHC-Paraffin, HIER pH 6 retrieval is recommended.

Images


Western Blot: USP28 Antibody [NBP1-82904] - Analysis using Anti-USP28 antibody NBP1-82904 (A) shows similar pattern to independent antibody NBP1-82905 (B).



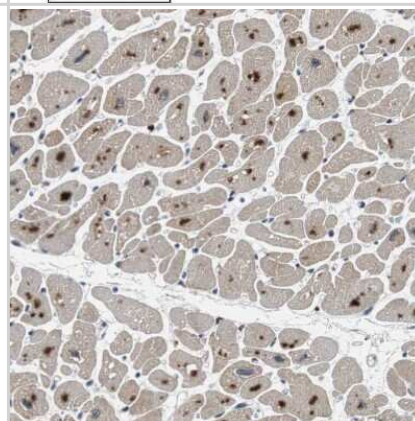
Immunohistochemistry-Paraffin: USP28 Antibody [NBP1-82904] - Staining of human heart muscle, lymph node, rectum and testis using Anti-USP28 antibody (A) NBP1-82904 shows similar protein distribution across tissues to independent antibody NBP1-82905 (B).



Western Blot: USP28 Antibody [NBP1-82904] - Analysis in mouse cell line NIH-3T3 and rat cell line NBT-II.



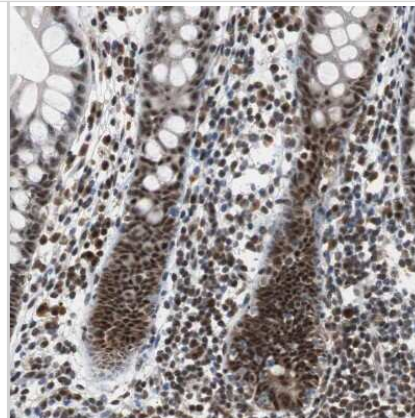
Immunohistochemistry-Paraffin: USP28 Antibody [NBP1-82904] - Staining of human heart muscle shows strong nuclear positivity in cardiomyocytes.



Immunohistochemistry-Paraffin: USP28 Antibody [NBP1-82904] - Staining of human lymph node shows strong nuclear positivity in germinal center cells.



Immunohistochemistry-Paraffin: USP28 Antibody [NBP1-82904] - Staining of human rectum shows strong nuclear positivity in glandular cells.



Immunohistochemistry-Paraffin: USP28 Antibody [NBP1-82904] - Staining of human testis shows moderate nuclear positivity in cells in seminiferous ducts.



Publications

Stadler C, Hjelmare M, Neumann B et al. Systematic validation of antibody binding and protein subcellular localization using siRNA and confocal microscopy. J Proteomics 2012-04-03 [PMID: 22361696]



Novus Biologicals USA

10730 E. Briarwood Avenue
Centennial, CO 80112
USA
Phone: 303.730.1950
Toll Free: 1.888.506.6887
Fax: 303.730.1966
nb-customerservice@bio-techne.com

Bio-Techne Canada

21 Canmotor Ave
Toronto, ON M8Z 4E6
Canada
Phone: 905.827.6400
Toll Free: 855.668.8722
Fax: 905.827.6402
canada.inquires@bio-techne.com

Bio-Techne Ltd

19 Barton Lane
Abingdon Science Park
Abingdon, OX14 3NB, United Kingdom
Phone: (44) (0) 1235 529449
Free Phone: 0800 37 34 15
Fax: (44) (0) 1235 533420
info.EMEA@bio-techne.com

General Contact Information

www.novusbio.com
Technical Support: nb-technical@bio-techne.com
Orders: nb-customerservice@bio-techne.com
General: novus@novusbio.com

Products Related to NBP1-82904

NBP1-82904PEP	USP28 Recombinant Protein Antigen
HAF008	Goat anti-Rabbit IgG Secondary Antibody [HRP]
NB7160	Goat anti-Rabbit IgG (H+L) Secondary Antibody [HRP]
NBP2-24891	Rabbit IgG Isotype Control

Limitations

This product is for research use only and is not approved for use in humans or in clinical diagnosis. Primary Antibodies are guaranteed for 1 year from date of receipt.

For more information on our 100% guarantee, please visit www.novusbio.com/guarantee

Earn gift cards/discounts by submitting a review: www.novusbio.com/reviews/submit/NBP1-82904

Earn gift cards/discounts by submitting a publication using this product:
www.novusbio.com/publications

