

Product Datasheet

MLF2 Antibody - BSA Free NBP1-82518

Unit Size: 0.1 ml

Store at 4C short term. Aliquot and store at -20C long term. Avoid freeze-thaw cycles.

www.novusbio.com



technical@novusbio.com

Protocols, Publications, Related Products, Reviews, Research Tools and Images at:
www.novusbio.com/NBP1-82518

Updated 9/9/2025 v.20.1

Earn rewards for product
reviews and publications.

Submit a publication at www.novusbio.com/publications

Submit a review at www.novusbio.com/reviews/destination/NBP1-82518



NBP1-82518

MLF2 Antibody - BSA Free

Product Information

Unit Size	0.1 ml
Concentration	Concentrations vary lot to lot. See vial label for concentration. If unlisted please contact technical services.
Storage	Store at 4C short term. Aliquot and store at -20C long term. Avoid freeze-thaw cycles.
Clonality	Polyclonal
Preservative	0.02% Sodium Azide
Isotype	IgG
Purity	Immunogen affinity purified
Buffer	PBS (pH 7.2) and 40% Glycerol

Product Description

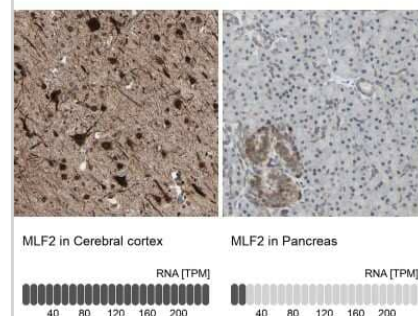
Description	Novus Biologicals Rabbit MLF2 Antibody - BSA Free (NBP1-82518) is a polyclonal antibody validated for use in IHC, WB and ICC/IF. All Novus Biologicals antibodies are covered by our 100% guarantee.
Host	Rabbit
Gene ID	8079
Gene Symbol	MLF2
Species	Human
Immunogen	This antibody was developed against Recombinant Protein corresponding to amino acids: MIGNMEHMTAGGNCQTFSSSTVISYSNTGDGAPKVYQETSEMRSAPGGIRET RRTVRDSDSGLEQMSIGHHIRDRAHILQRSRNRHRTGDQEERQDYINLDESEAA AFDDEWRRETSRFRQQRPLEFRRLSSGA

Product Application Details

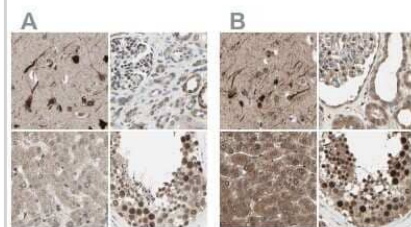
Applications	Western Blot, Immunohistochemistry-Paraffin, Immunocytochemistry/Immunofluorescence, Immunohistochemistry
Recommended Dilutions	Western Blot 0.04-0.4 ug/ml, Immunohistochemistry 1:20 - 1:50, Immunocytochemistry/ Immunofluorescence 0.25-2 ug/ml, Immunohistochemistry-Paraffin 1:20-1:50
Application Notes	For IHC-Paraffin, HIER pH 6 retrieval is recommended. ICC/IF, Fixation Permeabilization: Use PFA/Triton X-100.

Images

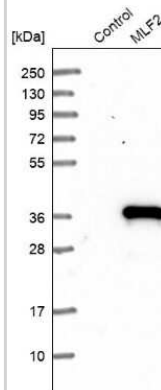
Immunohistochemistry-Paraffin: MLF2 Antibody [NBP1-82518] - Staining in human cerebral cortex and pancreas tissues using anti-MLF2 antibody. Corresponding MLF2 RNA-seq data are presented for the same tissues.



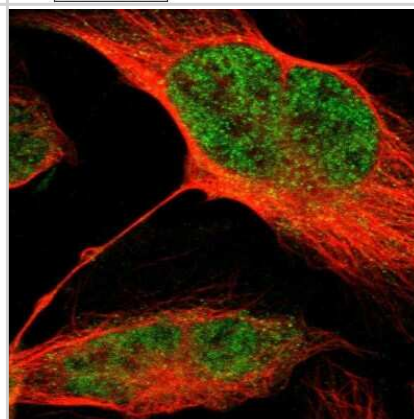
Immunohistochemistry-Paraffin: MLF2 Antibody [NBP1-82518] - Staining of human cerebral cortex, kidney, liver and testis using Anti-MLF2 antibody NBP1-82518 (A) shows similar protein distribution across tissues to independent antibody NBP1-82519 (B).



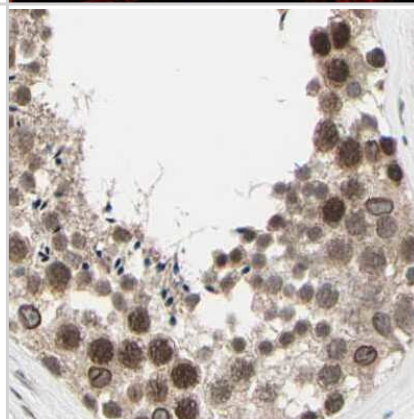
Western Blot: MLF2 Antibody [NBP1-82518] - Analysis in control (vector only transfected HEK293T lysate) and MLF2 over-expression lysate (Co-expressed with a C-terminal myc-DDK tag (3.1 kDa) in mammalian HEK293T cells).



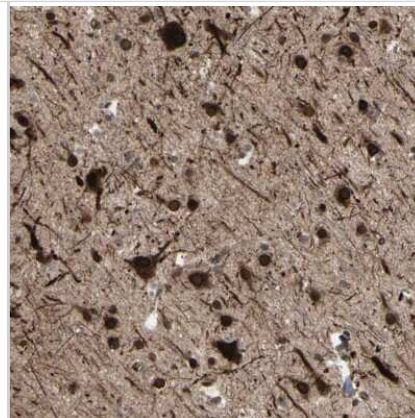
Immunocytochemistry/Immunofluorescence: MLF2 Antibody [NBP1-82518] - Immunofluorescent staining of human cell line U-2 OS shows localization to nucleoplasm.



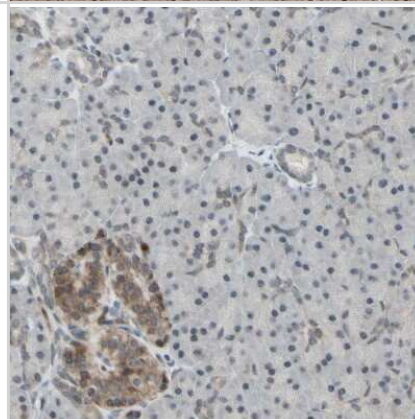
Immunohistochemistry-Paraffin: MLF2 Antibody [NBP1-82518] - Staining of human testis.



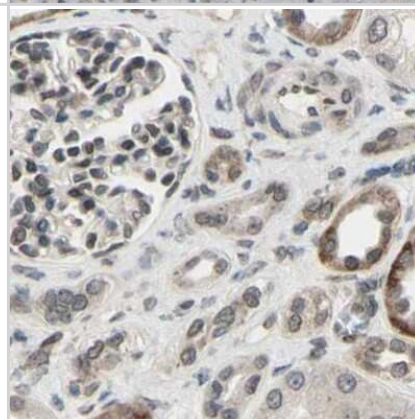
Immunohistochemistry-Paraffin: MLF2 Antibody [NBP1-82518] - Staining of human cerebral cortex shows high expression.



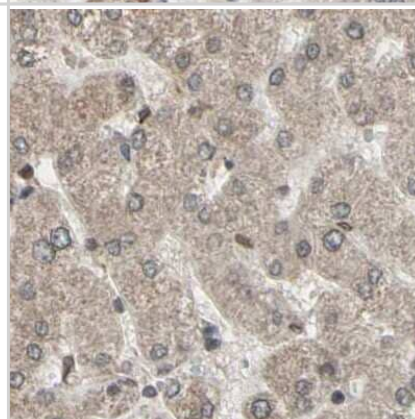
Immunohistochemistry-Paraffin: MLF2 Antibody [NBP1-82518] - Staining of human pancreas shows low expression as expected.



Immunohistochemistry-Paraffin: MLF2 Antibody [NBP1-82518] - Staining of human kidney.



Immunohistochemistry-Paraffin: MLF2 Antibody [NBP1-82518] - Staining of human liver.





Novus Biologicals USA

10730 E. Briarwood Avenue
Centennial, CO 80112
USA
Phone: 303.730.1950
Toll Free: 1.888.506.6887
Fax: 303.730.1966
nb-customerservice@bio-techne.com

Bio-Techne Canada

21 Canmotor Ave
Toronto, ON M8Z 4E6
Canada
Phone: 905.827.6400
Toll Free: 855.668.8722
Fax: 905.827.6402
canada.inquires@bio-techne.com

Bio-Techne Ltd

19 Barton Lane
Abingdon Science Park
Abingdon, OX14 3NB, United Kingdom
Phone: (44) (0) 1235 529449
Free Phone: 0800 37 34 15
Fax: (44) (0) 1235 533420
info.EMEA@bio-techne.com

General Contact Information

www.novusbio.com
Technical Support: nb-technical@bio-techne.com
Orders: nb-customerservice@bio-techne.com
General: novus@novusbio.com

Products Related to NBP1-82518

NBP1-82518PEP	MLF2 Recombinant Protein Antigen
HAF008	Goat anti-Rabbit IgG Secondary Antibody [HRP]
NB7160	Goat anti-Rabbit IgG (H+L) Secondary Antibody [HRP]
NBP2-24891	Rabbit IgG Isotype Control

Limitations

This product is for research use only and is not approved for use in humans or in clinical diagnosis. Primary Antibodies are guaranteed for 1 year from date of receipt.

For more information on our 100% guarantee, please visit www.novusbio.com/guarantee

Earn gift cards/discounts by submitting a review: www.novusbio.com/reviews/submit/NBP1-82518

Earn gift cards/discounts by submitting a publication using this product:
www.novusbio.com/publications

