

Product Datasheet

Neuregulin-1/NRG1 Antibody

NBP1-81834

Unit Size: 0.1 ml

Store at 4C short term. Aliquot and store at -20C long term. Avoid freeze-thaw cycles.

www.novusbio.com



technical@novusbio.com

Protocols, Publications, Related Products, Reviews, Research Tools and Images at:
www.novusbio.com/NBP1-81834

Updated 6/20/2024 v.20.1

Earn rewards for product reviews and publications.

Submit a publication at www.novusbio.com/publications

Submit a review at www.novusbio.com/reviews/destination/NBP1-81834



NBP1-81834

Neuregulin-1/NRG1 Antibody

Product Information	
Unit Size	0.1 ml
Concentration	Concentrations vary lot to lot. See vial label for concentration. If unlisted please contact technical services.
Storage	Store at 4C short term. Aliquot and store at -20C long term. Avoid freeze-thaw cycles.
Clonality	Polyclonal
Preservative	0.02% Sodium Azide
Isotype	IgG
Purity	Immunogen affinity purified
Buffer	PBS (pH 7.2) and 40% Glycerol

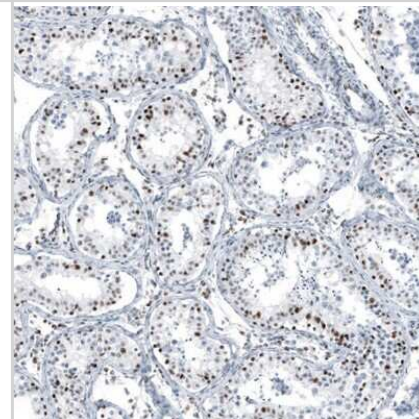
Product Description	
Host	Rabbit
Gene ID	3084
Gene Symbol	NRG1
Species	Human
Immunogen	This antibody was developed against Recombinant Protein corresponding to amino acids: KWFKNGNELNRKNKPQNIQKKPGKSELRINKASLADSGEYMCKVISKLGND ASANITIVESNATSTSTTGTSHLVKCAEKEKTFVNGGECFMVKDLSNPSRYLC

Product Application Details	
Applications	Immunohistochemistry, Immunohistochemistry-Paraffin
Recommended Dilutions	Immunohistochemistry 1:20 - 1:50, Immunohistochemistry-Paraffin 1:20 - 1:50
Application Notes	For IHC-Paraffin, HIER pH 6 retrieval is recommended.

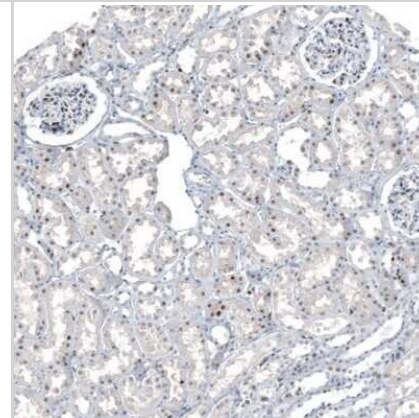


Images

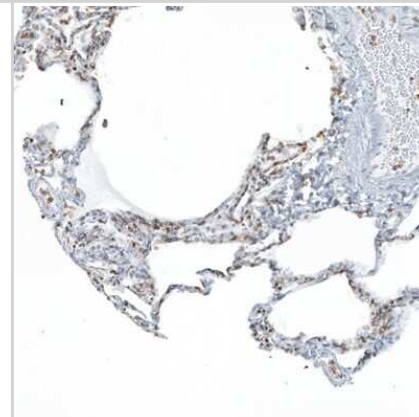
Immunohistochemistry-Paraffin: Neuregulin-1/NRG1 Antibody [NBP1-81834] - Staining of human testis shows moderate nuclear positivity in cells in seminiferous ducts.



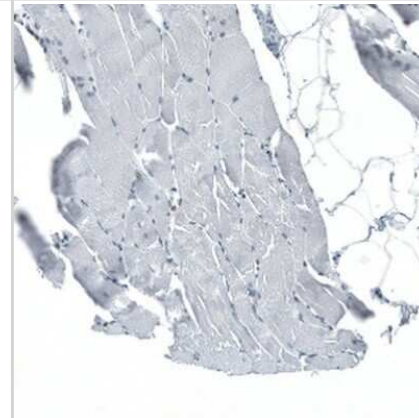
Immunohistochemistry-Paraffin: Neuregulin-1/NRG1 Antibody [NBP1-81834] - Staining of human kidney shows moderate nuclear positivity in cells in glomeruli and cells in tubules.



Immunohistochemistry-Paraffin: Neuregulin-1/NRG1 Antibody [NBP1-81834] - Staining of human lung shows moderate membranous positivity in macrophages.



Immunohistochemistry-Paraffin: Neuregulin-1/NRG1 Antibody [NBP1-81834] - Staining of human skeletal muscle shows no positivity in myocytes as expected.





Novus Biologicals USA

10730 E. Briarwood Avenue
Centennial, CO 80112
USA
Phone: 303.730.1950
Toll Free: 1.888.506.6887
Fax: 303.730.1966
nb-customerservice@bio-techne.com

Bio-Techne Canada

21 Canmotor Ave
Toronto, ON M8Z 4E6
Canada
Phone: 905.827.6400
Toll Free: 855.668.8722
Fax: 905.827.6402
canada.inquires@bio-techne.com

Bio-Techne Ltd

19 Barton Lane
Abingdon Science Park
Abingdon, OX14 3NB, United Kingdom
Phone: (44) (0) 1235 529449
Free Phone: 0800 37 34 15
Fax: (44) (0) 1235 533420
info.EMEA@bio-techne.com

General Contact Information

www.novusbio.com
Technical Support: nb-technical@bio-techne.com
Orders: nb-customerservice@bio-techne.com
General: novus@novusbio.com

Limitations

This product is for research use only and is not approved for use in humans or in clinical diagnosis. Primary Antibodies are guaranteed for 1 year from date of receipt.

For more information on our 100% guarantee, please visit www.novusbio.com/guarantee

Earn gift cards/discounts by submitting a review: www.novusbio.com/reviews/submit/NBP1-81834

Earn gift cards/discounts by submitting a publication using this product:
www.novusbio.com/publications

