

Product Datasheet

KLHDC10 Antibody - BSA Free NBP1-81528

Unit Size: 0.1 ml

Store at 4C short term. Aliquot and store at -20C long term. Avoid freeze-thaw cycles.

www.novusbio.com



technical@novusbio.com

Publications: 1

Protocols, Publications, Related Products, Reviews, Research Tools and Images at:
www.novusbio.com/NBP1-81528

Updated 9/9/2025 v.20.1

Earn rewards for product
reviews and publications.

Submit a publication at www.novusbio.com/publications

Submit a review at www.novusbio.com/reviews/destination/NBP1-81528



NBP1-81528

KLHDC10 Antibody - BSA Free

Product Information	
Unit Size	0.1 ml
Concentration	Concentrations vary lot to lot. See vial label for concentration. If unlisted please contact technical services.
Storage	Store at 4C short term. Aliquot and store at -20C long term. Avoid freeze-thaw cycles.
Clonality	Polyclonal
Preservative	0.02% Sodium Azide
Isotype	IgG
Purity	Immunogen affinity purified
Buffer	PBS (pH 7.2) and 40% Glycerol

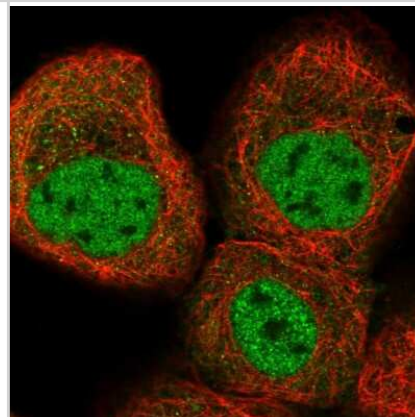
Product Description	
Description	Novus Biologicals Rabbit KLHDC10 Antibody - BSA Free (NBP1-81528) is a polyclonal antibody validated for use in IHC, WB and ICC/IF. Anti-KLHDC10 Antibody: Cited in 1 publication. All Novus Biologicals antibodies are covered by our 100% guarantee.
Host	Rabbit
Gene ID	23008
Gene Symbol	KLHDC10
Species	Human, Rat
Reactivity Notes	Human reactivity reported in scientific literature (PMID: 26618866).
Immunogen	This antibody was developed against Recombinant Protein corresponding to amino acids: EWTQLKPNLSCDLPEERYRHEIAHDGQRIYILGGGTSWTAYSLNKIHAYNLET NAWEEIATKPHEKIGFPAARRCHSCVQIK

Product Application Details	
Applications	Western Blot, Immunohistochemistry-Paraffin, Immunocytochemistry/ Immunofluorescence, Immunohistochemistry
Recommended Dilutions	Western Blot 0.04-0.4 ug/ml, Immunohistochemistry 1:50 - 1:200, Immunocytochemistry/ Immunofluorescence 0.25-2 ug/ml, Immunohistochemistry-Paraffin 1:50 - 1:200
Application Notes	ICC/IF reported in scientific literature (PMID: 26618866). For IHC-Paraffin, HIER pH 6 retrieval is recommended. ICC/IF, Fixation Permeabilization: Use PFA/Triton X-100.

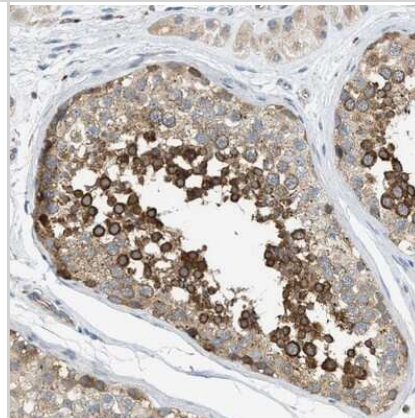


Images

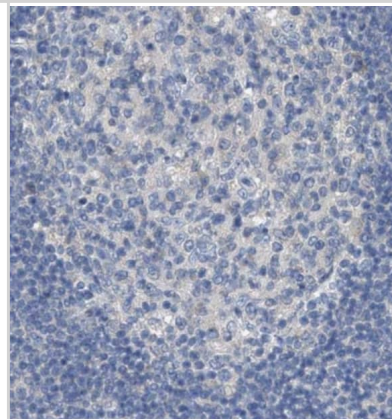
Immunocytochemistry/Immunofluorescence: KLHDC10 Antibody [NBP1-81528] - Immunofluorescent staining of human cell line A-431 shows localization to nucleoplasm.



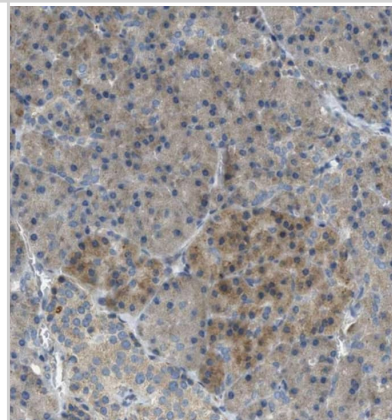
Immunohistochemistry-Paraffin: KLHDC10 Antibody [NBP1-81528] - Staining of human testis shows strong cytoplasmic positivity in cells of the seminiferous ducts.



Staining of human lymph node shows no cytoplasmic positivity in germinal center cells as expected.



Staining of human pancreas shows moderate cytoplasmic positivity in islets of Langerhans.



Publications

Sandra Pankow, Casimir Bamberger, Diego Calzolari et al. F508 CFTR interactome remodelling promotes rescue of cystic fibrosis. Nature 2015-11-30 [PMID: 26618866] (ICC/IF, Human)



Novus Biologicals USA

10730 E. Briarwood Avenue
Centennial, CO 80112
USA
Phone: 303.730.1950
Toll Free: 1.888.506.6887
Fax: 303.730.1966
nb-customerservice@bio-techne.com

Bio-Techne Canada

21 Canmotor Ave
Toronto, ON M8Z 4E6
Canada
Phone: 905.827.6400
Toll Free: 855.668.8722
Fax: 905.827.6402
canada.inquires@bio-techne.com

Bio-Techne Ltd

19 Barton Lane
Abingdon Science Park
Abingdon, OX14 3NB, United Kingdom
Phone: (44) (0) 1235 529449
Free Phone: 0800 37 34 15
Fax: (44) (0) 1235 533420
info.EMEA@bio-techne.com

General Contact Information

www.novusbio.com
Technical Support: nb-technical@bio-techne.com
Orders: nb-customerservice@bio-techne.com
General: novus@novusbio.com

Products Related to NBP1-81528

NBP1-81528PEP	KLHDC10 Recombinant Protein Antigen
HAF008	Goat anti-Rabbit IgG Secondary Antibody [HRP]
NB7160	Goat anti-Rabbit IgG (H+L) Secondary Antibody [HRP]
NBP2-24891	Rabbit IgG Isotype Control

Limitations

This product is for research use only and is not approved for use in humans or in clinical diagnosis. Primary Antibodies are guaranteed for 1 year from date of receipt.

For more information on our 100% guarantee, please visit www.novusbio.com/guarantee

Earn gift cards/discounts by submitting a review: www.novusbio.com/reviews/submit/NBP1-81528

Earn gift cards/discounts by submitting a publication using this product:
www.novusbio.com/publications

