

Product Datasheet

UQCRB Antibody - BSA Free

NBP1-80860

Unit Size: 0.1 ml

Store at 4C short term. Aliquot and store at -20C long term. Avoid freeze-thaw cycles.

www.novusbio.com



technical@novusbio.com

Publications: 3

Protocols, Publications, Related Products, Reviews, Research Tools and Images at:
www.novusbio.com/NBP1-80860

Updated 10/28/2025 v.20.1

Earn rewards for product
reviews and publications.

Submit a publication at www.novusbio.com/publications

Submit a review at www.novusbio.com/reviews/destination/NBP1-80860



NBP1-80860

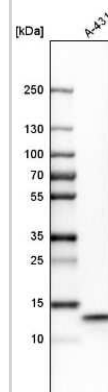
UQCRB Antibody - BSA Free

Product Information	
Unit Size	0.1 ml
Concentration	Concentrations vary lot to lot. See vial label for concentration. If unlisted please contact technical services.
Storage	Store at 4C short term. Aliquot and store at -20C long term. Avoid freeze-thaw cycles.
Clonality	Polyclonal
Preservative	0.02% Sodium Azide
Isotype	IgG
Purity	Immunogen affinity purified
Buffer	PBS (pH 7.2) and 40% Glycerol
Product Description	
Description	Novus Biologicals Rabbit UQCRB Antibody - BSA Free (NBP1-80860) is a polyclonal antibody validated for use in IHC and WB. Anti-UQCRB Antibody: Cited in 2 publications. All Novus Biologicals antibodies are covered by our 100% guarantee.
Host	Rabbit
Gene ID	7381
Gene Symbol	UQCRB
Species	Human, Mouse, Rat
Reactivity Notes	Human reactivity reported in scientific literature (PMID: 25605331).
Immunogen	This antibody was developed against Recombinant Protein corresponding to amino acids: LPENLYNDRMFRIKRALDLNLKHQILPKEQWTKYEEENFYLEPYLKEVIRERKER EEWAKK
Product Application Details	
Applications	Western Blot, Immunohistochemistry-Paraffin, Immunohistochemistry
Recommended Dilutions	Western Blot 0.04-0.4 ug/ml, Immunohistochemistry 1:200 - 1:500, Immunohistochemistry-Paraffin 1:200 - 1:500
Application Notes	WB reported in scientific literature (PMID: 25605331). For IHC-Paraffin, HIER pH 6 retrieval is recommended.

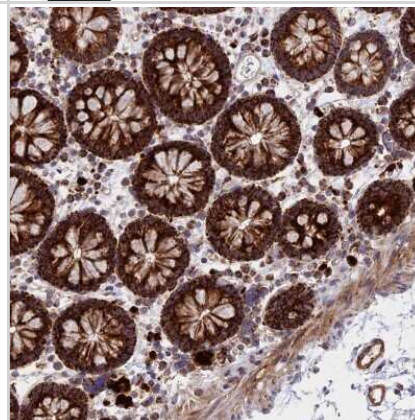


Images

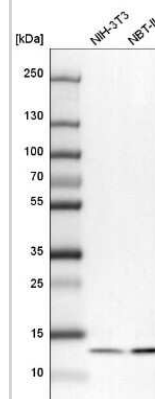
Western Blot: UQCRB Antibody [NBP1-80860] - Analysis in human cell line A-431.



Immunohistochemistry-Paraffin: UQCRB Antibody [NBP1-80860] - Staining of human colon shows strong cytoplasmic positivity in glandular cells.



Western Blot: UQCRB Antibody [NBP1-80860] - Analysis in mouse cell line NIH-3T3 and rat cell line NBT-II.



Publications

Martin S, Mu D CRISPR-Induced Loss of Connexin 43 Expression Sensitizes KRAS Mutant Cells to Cisplatin
microPublication biology 2022-11-13 [PMID: 36447529] (WB, Human)

Nawfal Al-hashimi Investigating the Effect of the Amelogenin Peptide C11 on Differentiation of Stem Cells of the Apical Papilla (SCAP) toward an Odontoblastic Phenotype: A Pilot Study in Regenerative Endodontics Thesis 2022-01-01 (IHC-P, Human)

Desmurs M, Foti M, Raemy E et al. C11orf83, a Mitochondrial Cardiolipin-Binding Protein Involved in bc1 Complex Assembly and Supercomplex Stabilization. Mol Cell Biol 2015-04-01 [PMID: 25605331] (WB, Human)



Novus Biologicals USA

10730 E. Briarwood Avenue
Centennial, CO 80112
USA
Phone: 303.730.1950
Toll Free: 1.888.506.6887
Fax: 303.730.1966
nb-customerservice@bio-techne.com

Bio-Techne Canada

21 Canmotor Ave
Toronto, ON M8Z 4E6
Canada
Phone: 905.827.6400
Toll Free: 855.668.8722
Fax: 905.827.6402
canada.inquires@bio-techne.com

Bio-Techne Ltd

19 Barton Lane
Abingdon Science Park
Abingdon, OX14 3NB, United Kingdom
Phone: (44) (0) 1235 529449
Free Phone: 0800 37 34 15
Fax: (44) (0) 1235 533420
info.EMEA@bio-techne.com

General Contact Information

www.novusbio.com
Technical Support: nb-technical@bio-techne.com
Orders: nb-customerservice@bio-techne.com
General: novus@novusbio.com

Products Related to NBP1-80860

NBP1-80860PEP	UQCRB Recombinant Protein Antigen
HAF008	Goat anti-Rabbit IgG Secondary Antibody [HRP]
NB7160	Goat anti-Rabbit IgG (H+L) Secondary Antibody [HRP]
NBP2-24891	Rabbit IgG Isotype Control

Limitations

This product is for research use only and is not approved for use in humans or in clinical diagnosis. Primary Antibodies are guaranteed for 1 year from date of receipt.

For more information on our 100% guarantee, please visit www.novusbio.com/guarantee

Earn gift cards/discounts by submitting a review: www.novusbio.com/reviews/submit/NBP1-80860

Earn gift cards/discounts by submitting a publication using this product:
www.novusbio.com/publications

