

Product Datasheet

Semaphorin 4C Antibody - BSA Free NBP1-80769

Unit Size: 0.1 ml

Store at 4C short term. Aliquot and store at -20C long term. Avoid freeze-thaw cycles.

www.novusbio.com



technical@novusbio.com

Publications: 2

Protocols, Publications, Related Products, Reviews, Research Tools and Images at:
www.novusbio.com/NBP1-80769

Updated 2/21/2025 v.20.1

Earn rewards for product
reviews and publications.

Submit a publication at www.novusbio.com/publications

Submit a review at www.novusbio.com/reviews/destination/NBP1-80769



NBP1-80769

Semaphorin 4C Antibody - BSA Free

Product Information

Unit Size	0.1 ml
Concentration	Concentrations vary lot to lot. See vial label for concentration. If unlisted please contact technical services.
Storage	Store at 4C short term. Aliquot and store at -20C long term. Avoid freeze-thaw cycles.
Clonality	Polyclonal
Preservative	0.02% Sodium Azide
Isotype	IgG
Purity	Immunogen affinity purified
Buffer	PBS (pH 7.2) and 40% Glycerol

Product Description

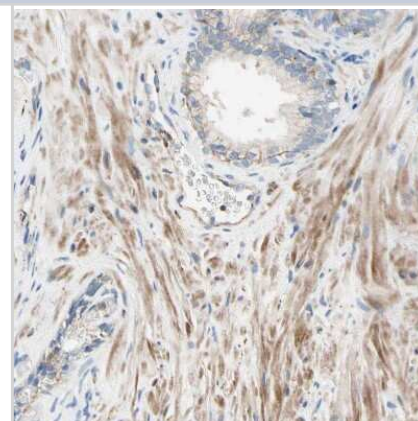
Host	Rabbit
Gene ID	54910
Gene Symbol	SEMA4C
Species	Human
Reactivity Notes	Immunogen displays the following percentage of sequence identity for non-tested species: Mouse (89%), Rat (89%)
Immunogen	This antibody was developed against Recombinant Protein corresponding to amino acids: VDGELYSATLNNFLGTPEILRNMGPHHSMKTEYLAFWLNEPHFVGSAAYVPESV GSFTGDDDKVYFFFRERAVESDCYAEQVVARVARVCKGDMGGARTLQRKWT TFLKARLACSAPNWQLYF

Product Application Details

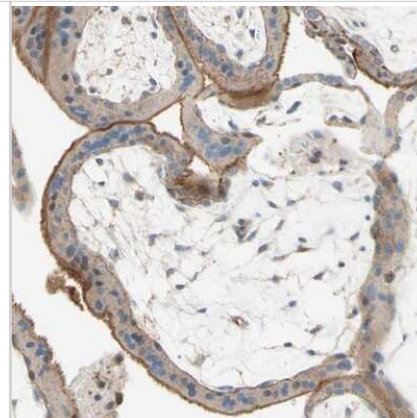
Applications	Immunohistochemistry, Immunohistochemistry-Paraffin
Recommended Dilutions	Immunohistochemistry 1:200 - 1:500, Immunohistochemistry-Paraffin 1:200 - 1:500
Application Notes	For IHC-Paraffin, HIER pH 6 retrieval is recommended.

Images

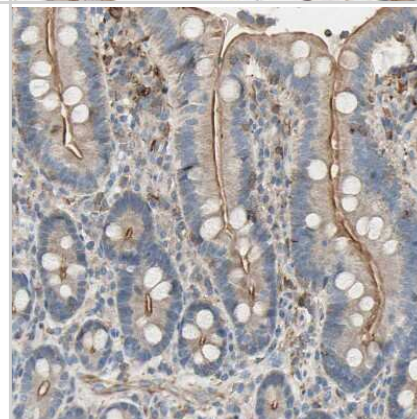
Immunohistochemistry-Paraffin: Semaphorin 4C Antibody [NBP1-80769]
- Staining of human prostate shows moderate cytoplasmic positivity in smooth muscle cells.



Immunohistochemistry-Paraffin: Semaphorin 4C Antibody [NBP1-80769]
- Staining of human placenta shows moderate cytoplasmic positivity in trophoblastic cells.



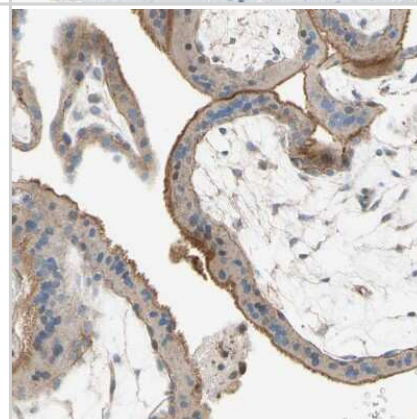
Immunohistochemistry-Paraffin: Semaphorin 4C Antibody [NBP1-80769]
- Staining of human duodenum shows moderate positivity in apical membrane in glandular cells.



Immunohistochemistry-Paraffin: Semaphorin 4C Antibody [NBP1-80769]
- Staining of human skeletal muscle shows no positivity in myocytes as expected.



Immunohistochemistry-Paraffin: Semaphorin 4C Antibody [NBP1-80769]
- Staining of human placenta shows moderate membranous positivity in trophoblastic cells.



Publications

Park JS, Yang SC, Jeong HY et al. EC-18 prevents autoimmune arthritis by suppressing inflammatory cytokines and osteoclastogenesis Arthritis research & therapy 2022-11-17 [PMID: 36397156] (IHC-P, Mouse)

Details:

Dilution used in IHC-P 1:400

Tamaru T, Kobayakawa K, Saiwai H et al. Glial scar survives until the chronic phase by recruiting scar-forming astrocytes after spinal cord injury Experimental neurology 2023-01-01 [PMID: 36336030] (IHC-Fr, Mouse)

Details:

Dilution used in IHC-Fr 1:500





Novus Biologicals USA

10730 E. Briarwood Avenue
Centennial, CO 80112
USA
Phone: 303.730.1950
Toll Free: 1.888.506.6887
Fax: 303.730.1966
nb-customerservice@bio-techne.com

Bio-Techne Canada

21 Canmotor Ave
Toronto, ON M8Z 4E6
Canada
Phone: 905.827.6400
Toll Free: 855.668.8722
Fax: 905.827.6402
canada.inquires@bio-techne.com

Bio-Techne Ltd

19 Barton Lane
Abingdon Science Park
Abingdon, OX14 3NB, United Kingdom
Phone: (44) (0) 1235 529449
Free Phone: 0800 37 34 15
Fax: (44) (0) 1235 533420
info.EMEA@bio-techne.com

General Contact Information

www.novusbio.com
Technical Support: nb-technical@bio-techne.com
Orders: nb-customerservice@bio-techne.com
General: novus@novusbio.com

Products Related to NBP1-80769

NBP1-80769PEP	Semaphorin 4C Recombinant Protein Antigen
HAF008	Goat anti-Rabbit IgG Secondary Antibody [HRP]
NB7160	Goat anti-Rabbit IgG (H+L) Secondary Antibody [HRP]
NBP2-24891	Rabbit IgG Isotype Control

Limitations

This product is for research use only and is not approved for use in humans or in clinical diagnosis. Primary Antibodies are guaranteed for 1 year from date of receipt.

For more information on our 100% guarantee, please visit www.novusbio.com/guarantee

Earn gift cards/discounts by submitting a review: www.novusbio.com/reviews/submit/NBP1-80769

Earn gift cards/discounts by submitting a publication using this product:
www.novusbio.com/publications

