

Product Datasheet

SG2NA Antibody - BSA Free

NBP1-80763

Unit Size: 0.1 ml

Store at 4C short term. Aliquot and store at -20C long term. Avoid freeze-thaw cycles.

www.novusbio.com



technical@novusbio.com

Publications: 1

Protocols, Publications, Related Products, Reviews, Research Tools and Images at:
www.novusbio.com/NBP1-80763

Updated 12/2/2025 v.20.1

Earn rewards for product reviews and publications.

Submit a publication at www.novusbio.com/publications

Submit a review at www.novusbio.com/reviews/destination/NBP1-80763



NBP1-80763

SG2NA Antibody - BSA Free

Product Information	
Unit Size	0.1 ml
Concentration	Concentrations vary lot to lot. See vial label for concentration. If unlisted please contact technical services.
Storage	Store at 4C short term. Aliquot and store at -20C long term. Avoid freeze-thaw cycles.
Clonality	Polyclonal
Preservative	0.02% Sodium Azide
Isotype	IgG
Purity	Affinity purified
Buffer	PBS (pH 7.2) and 40% Glycerol
Target Molecular Weight	87 kDa

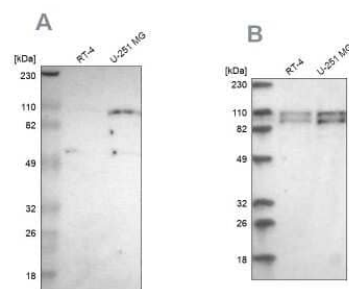
Product Description	
Description	Novus Biologicals Rabbit SG2NA Antibody - BSA Free (NBP1-80763) is a polyclonal antibody validated for use in IHC, WB and ICC/IF. Anti-SG2NA Antibody: Cited in 1 publication. All Novus Biologicals antibodies are covered by our 100% guarantee.
Host	Rabbit
Gene ID	29966
Gene Symbol	STRN3
Species	Human
Immunogen	This antibody was developed against Recombinant Protein corresponding to amino acids: YEPNVLAGTLVGHTDAVWGLAYSGIKNQLLSCSADGTVRLWNPQEKLPCICTY NGDKKHGIPTSVDFIGCDPAHMVTSFNTGSAVIYDLETSQSLVILSSQVDSGLQ SNNHINRVVSHPTLPVTITAHEDRHIKFFDNKTGKMI

Product Application Details	
Applications	Western Blot, Immunohistochemistry-Paraffin, Immunocytochemistry/ Immunofluorescence, Immunohistochemistry
Recommended Dilutions	Western Blot 0.04-0.4 ug/ml, Immunohistochemistry 1:50 - 1:200, Immunocytochemistry/ Immunofluorescence 0.25-2 ug/ml, Immunohistochemistry-Paraffin 1:50 - 1:200
Application Notes	For IHC-Paraffin, HIER pH 6 retrieval is recommended. ICC/IF, Fixation Permeabilization: Use PFA/Triton X-100.

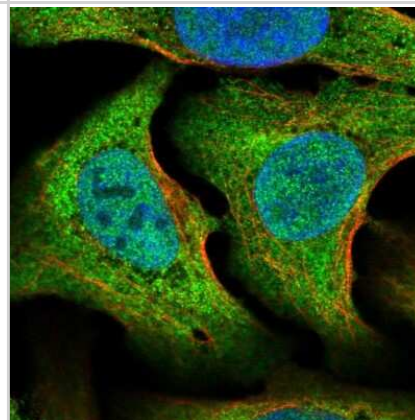


Images

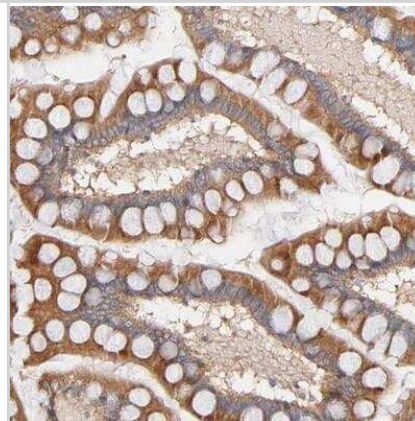
Western Blot: SG2NA Antibody [NBP1-80763] - Analysis using Anti-STRN3 antibody NBP1-80763 (A) shows similar pattern to independent antibody NBP1-80764 (B).



Immunocytochemistry/Immunofluorescence: SG2NA Antibody [NBP1-80763] - Staining of human cell line U-2 OS shows localization to nucleoplasm & cytosol. Antibody staining is shown in green.



Immunohistochemistry-Paraffin: SG2NA Antibody [NBP1-80763] - Staining of human small intestine shows strong cytoplasmic positivity in glandular cells.



Publications

Taniguchi Y, Ouhara K, Kitagawa M et al. Periapical lesion following Cnm-positive *Streptococcus mutans* pulp infection worsens cerebral hemorrhage onset in an SHRSP rat model *Clinical and experimental immunology* 2022-11-11 [PMID: 36368020] (WB, Human)



Novus Biologicals USA

10730 E. Briarwood Avenue
Centennial, CO 80112
USA
Phone: 303.730.1950
Toll Free: 1.888.506.6887
Fax: 303.730.1966
nb-customerservice@bio-techne.com

Bio-Techne Canada

21 Canmotor Ave
Toronto, ON M8Z 4E6
Canada
Phone: 905.827.6400
Toll Free: 855.668.8722
Fax: 905.827.6402
canada.inquires@bio-techne.com

Bio-Techne Ltd

19 Barton Lane
Abingdon Science Park
Abingdon, OX14 3NB, United Kingdom
Phone: (44) (0) 1235 529449
Free Phone: 0800 37 34 15
Fax: (44) (0) 1235 533420
info.EMEA@bio-techne.com

General Contact Information

www.novusbio.com
Technical Support: nb-technical@bio-techne.com
Orders: nb-customerservice@bio-techne.com
General: novus@novusbio.com

Products Related to NBP1-80763

NBP1-80763PEP	SG2NA Recombinant Protein Antigen
NBP2-33376H	Blue Marker Antibody (6F4-F6) [HRP]
HAF008	Goat anti-Rabbit IgG Secondary Antibody [HRP]
NB7160	Goat anti-Rabbit IgG (H+L) Secondary Antibody [HRP]
NBP2-24891	Rabbit IgG Isotype Control

Limitations

This product is for research use only and is not approved for use in humans or in clinical diagnosis. Primary Antibodies are guaranteed for 1 year from date of receipt.

For more information on our 100% guarantee, please visit www.novusbio.com/guarantee

Earn gift cards/discounts by submitting a review: www.novusbio.com/reviews/submit/NBP1-80763

Earn gift cards/discounts by submitting a publication using this product:
www.novusbio.com/publications

