

Product Datasheet

shootin-1 Antibody - BSA Free

NBP1-80753

Unit Size: 0.1 ml

Store at 4C short term. Aliquot and store at -20C long term. Avoid freeze-thaw cycles.

www.novusbio.com



technical@novusbio.com

Publications: 2

Protocols, Publications, Related Products, Reviews, Research Tools and Images at:
www.novusbio.com/NBP1-80753

Updated 9/9/2025 v.20.1

Earn rewards for product
reviews and publications.

Submit a publication at www.novusbio.com/publications

Submit a review at www.novusbio.com/reviews/destination/NBP1-80753



NBP1-80753

shootin-1 Antibody - BSA Free

Product Information	
Unit Size	0.1 ml
Concentration	Concentrations vary lot to lot. See vial label for concentration. If unlisted please contact technical services.
Storage	Store at 4C short term. Aliquot and store at -20C long term. Avoid freeze-thaw cycles.
Clonality	Polyclonal
Preservative	0.02% Sodium Azide
Isotype	IgG
Purity	Immunogen affinity purified
Buffer	PBS (pH 7.2) and 40% Glycerol

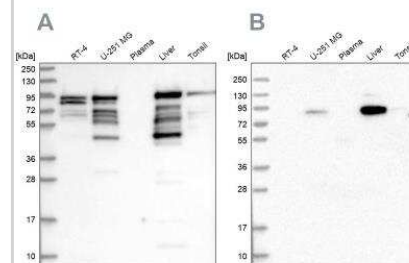
Product Description	
Description	Novus Biologicals Rabbit shootin-1 Antibody - BSA Free (NBP1-80753) is a polyclonal antibody validated for use in IHC, WB and ICC/IF. Anti-shootin-1 Antibody: Cited in 2 publications. All Novus Biologicals antibodies are covered by our 100% guarantee.
Host	Rabbit
Gene ID	57698
Gene Symbol	SHTN1
Species	Human, Rat
Immunogen	This antibody was developed against Recombinant Protein corresponding to amino acids:MNSSDEEKQLQLITSLKEQAIGEYEDLRAENQKTKEKCDKIRQERDEAVK KLEEFQKISHMVIEEVNFMQNHLEIEKTCRESAEALATKLNKEN

Product Application Details	
Applications	Western Blot, Immunocytochemistry/ Immunofluorescence
Recommended Dilutions	Western Blot 0.04-0.4 ug/ml, Immunocytochemistry/ Immunofluorescence 0.25-2 ug/ml
Application Notes	ICC/IF, Fixation Permeabilization: Use PFA/Triton X-100.

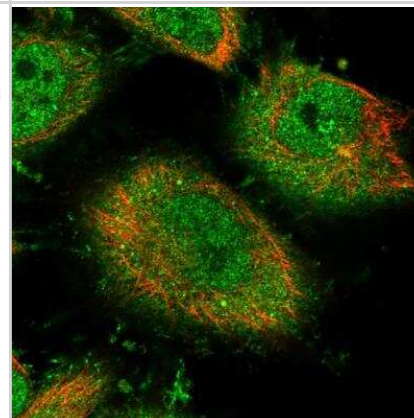


Images

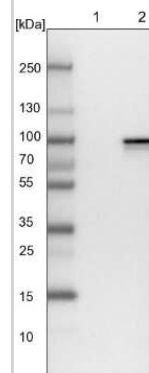
Western Blot: shootin-1 Antibody [NBP1-80753] - Analysis using Anti-SHTN1 antibody NBP1-80753 (A) shows similar pattern to independent antibody NBP2-38374 (B).



Immunocytochemistry/Immunofluorescence: shootin-1 Antibody [NBP1-80753] - Staining of human cell line U-251 MG shows localization to nucleoplasm, plasma membrane & cytosol. Antibody staining is shown in green.



Western Blot: shootin-1 Antibody [NBP1-80753] - Lane 1: NIH-3T3 cell lysate (Mouse embryonic fibroblast cells)
Lane 2: NBT-II cell lysate (Rat Wistar bladder tumour cells)



Publications

Wang Y, Fan A, Lu L et al. Exosome modification to better alleviates endoplasmic reticulum stress induced chondrocyte apoptosis and osteoarthritis Biochemical pharmacology 2022-11-09 [PMID: 36370754] (IHC-P, Human)

Details:
Dilution used in IHC-P 1:300

Cicalese S, Torimoto K, Okuno K et al. Endoplasmic Reticulum Chemical Chaperone 3-Hydroxy-2-Naphthoic Acid Reduces Angiotensin II-Induced Vascular Remodeling and Hypertension In Vivo and Protein Synthesis In Vitro Journal of the American Heart Association 2022-11-29 [PMID: 36444851] (IHC-P, Mouse)

Details:
Dilution: 1:500



Novus Biologicals USA

10730 E. Briarwood Avenue
Centennial, CO 80112
USA
Phone: 303.730.1950
Toll Free: 1.888.506.6887
Fax: 303.730.1966
nb-customerservice@bio-techne.com

Bio-Techne Canada

21 Canmotor Ave
Toronto, ON M8Z 4E6
Canada
Phone: 905.827.6400
Toll Free: 855.668.8722
Fax: 905.827.6402
canada.inquires@bio-techne.com

Bio-Techne Ltd

19 Barton Lane
Abingdon Science Park
Abingdon, OX14 3NB, United Kingdom
Phone: (44) (0) 1235 529449
Free Phone: 0800 37 34 15
Fax: (44) (0) 1235 533420
info.EMEA@bio-techne.com

General Contact Information

www.novusbio.com
Technical Support: nb-technical@bio-techne.com
Orders: nb-customerservice@bio-techne.com
General: novus@novusbio.com

Products Related to NBP1-80753

NBP1-80753PEP	shootin-1 Recombinant Protein Antigen
HAF008	Goat anti-Rabbit IgG Secondary Antibody [HRP]
NB7160	Goat anti-Rabbit IgG (H+L) Secondary Antibody [HRP]
NBP2-24891	Rabbit IgG Isotype Control

Limitations

This product is for research use only and is not approved for use in humans or in clinical diagnosis. Primary Antibodies are guaranteed for 1 year from date of receipt.

For more information on our 100% guarantee, please visit www.novusbio.com/guarantee

Earn gift cards/discounts by submitting a review: www.novusbio.com/reviews/submit/NBP1-80753

Earn gift cards/discounts by submitting a publication using this product:
www.novusbio.com/publications

