

Product Datasheet

Elastin Antibody - BSA Free

NBP1-80710

Unit Size: 0.1 ml

Store at 4C short term. Aliquot and store at -20C long term. Avoid freeze-thaw cycles.

www.novusbio.com



technical@novusbio.com

Publications: 4

Protocols, Publications, Related Products, Reviews, Research Tools and Images at:
www.novusbio.com/NBP1-80710

Updated 9/9/2025 v.20.1

Earn rewards for product
reviews and publications.

Submit a publication at www.novusbio.com/publications

Submit a review at www.novusbio.com/reviews/destination/NBP1-80710



NBP1-80710

Elastin Antibody - BSA Free

Product Information	
Unit Size	0.1 ml
Concentration	Concentrations vary lot to lot. See vial label for concentration. If unlisted please contact technical services.
Storage	Store at 4C short term. Aliquot and store at -20C long term. Avoid freeze-thaw cycles.
Clonality	Polyclonal
Preservative	0.02% Sodium Azide
Isotype	IgG
Purity	Immunogen affinity purified
Buffer	PBS (pH 7.2) and 40% Glycerol

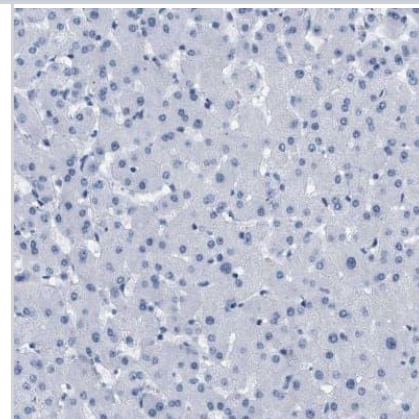
Product Description	
Description	Novus Biologicals Rabbit Elastin Antibody - BSA Free (NBP1-80710) is a polyclonal antibody validated for use in IHC and ICC/IF. Anti-Elastin Antibody: Cited in 4 publications. All Novus Biologicals antibodies are covered by our 100% guarantee.
Host	Rabbit
Gene ID	2006
Gene Symbol	ELN
Species	Human
Reactivity Notes	Immunogen displays the following percentage of sequence identity for non-tested species: Mouse (85%), Rat (83%).
Immunogen	This antibody was developed against Recombinant Protein corresponding to amino acids: VKPGKVPGVGLPGVYPGGVLPGARFPGVGVLPGVPTGAGVKPKAPGVGGAF AGIPGVGPFGGPQPGVPLGYPIKAPKLPGGYGLPYTTGKLPGYGYGPGGVAGA AGKAGYPTGTGVGPQAAAAAAKAAAKFGAGA

Product Application Details	
Applications	Immunohistochemistry-Paraffin, Immunohistochemistry
Recommended Dilutions	Immunohistochemistry 1:200 - 1:500, Immunohistochemistry-Paraffin 1:200 - 1:500
Application Notes	For IHC-Paraffin, HIER pH 6 retrieval is recommended.

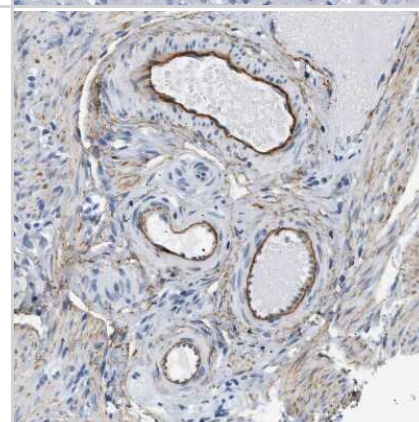


Images

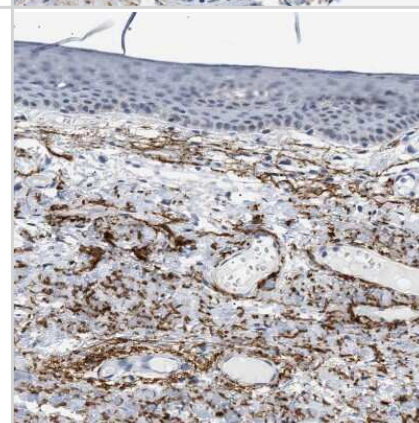
Immunohistochemistry-Paraffin: Elastin Antibody [NBP1-80710] -
Staining of human liver shows no positivity in hepatocytes as expected.



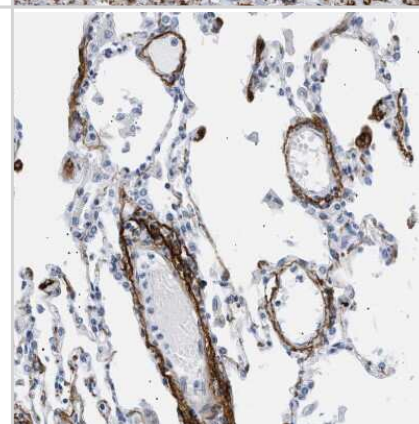
Immunohistochemistry-Paraffin: Elastin Antibody [NBP1-80710] -
Staining of human fallopian tube shows moderate to strong positivity in
blood vessels.



Immunohistochemistry-Paraffin: Elastin Antibody [NBP1-80710] -
Staining of human skin shows moderate to strong positivity in
extracellular matrix in stroma.



Immunohistochemistry-Paraffin: Elastin Antibody [NBP1-80710] -
Staining of human lung shows moderate to strong positivity in blood
vessels.



Publications

Lee M, Kim H, Kwak I et al. Immunohistochemical Analysis of Postburn Scars following Treatment Using Dermal Substitutes Analytical Cellular Pathology 2022-02-25 [PMID: 35251908]

Li C, Li Y, Zhang H et al. Xuanfei Baidu Decoction suppresses complement overactivation and ameliorates IgG immune complex-induced acute lung injury by inhibiting JAK2/STAT3/SOCS3 and NF- κ B Signaling Pathway Phytomedicine 2022-11-01 [PMID: 36610119] (ICC/IF, Mouse)

Details:

1:500 dilution ICC/IF

Votteler M, Berrio DA, Horke A et al. Elastogenesis at the onset of human cardiac valve development. Development 2013-06-01 [PMID: 23637335]

Stadler C, Rexhepaj E, Singan VR et al. Immunofluorescence and fluorescent-protein tagging show high correlation for protein localization in mammalian cells. Nat Methods 2013-04-01 [PMID: 23435261]





Novus Biologicals USA

10730 E. Briarwood Avenue
Centennial, CO 80112
USA
Phone: 303.730.1950
Toll Free: 1.888.506.6887
Fax: 303.730.1966
nb-customerservice@bio-techne.com

Bio-Techne Canada

21 Canmotor Ave
Toronto, ON M8Z 4E6
Canada
Phone: 905.827.6400
Toll Free: 855.668.8722
Fax: 905.827.6402
canada.inquires@bio-techne.com

Bio-Techne Ltd

19 Barton Lane
Abingdon Science Park
Abingdon, OX14 3NB, United Kingdom
Phone: (44) (0) 1235 529449
Free Phone: 0800 37 34 15
Fax: (44) (0) 1235 533420
info.EMEA@bio-techne.com

General Contact Information

www.novusbio.com
Technical Support: nb-technical@bio-techne.com
Orders: nb-customerservice@bio-techne.com
General: novus@novusbio.com

Products Related to NBP1-80710

NBP1-80710PEP	Elastin Recombinant Protein Antigen
HAF008	Goat anti-Rabbit IgG Secondary Antibody [HRP]
NB7160	Goat anti-Rabbit IgG (H+L) Secondary Antibody [HRP]
NBP2-24891	Rabbit IgG Isotype Control

Limitations

This product is for research use only and is not approved for use in humans or in clinical diagnosis. Primary Antibodies are guaranteed for 1 year from date of receipt.

For more information on our 100% guarantee, please visit www.novusbio.com/guarantee

Earn gift cards/discounts by submitting a review: www.novusbio.com/reviews/submit/NBP1-80710

Earn gift cards/discounts by submitting a publication using this product:
www.novusbio.com/publications

