

Product Datasheet

Angiopoietin-like Protein 2/ANGPTL2 Antibody - BSA Free NBP1-79557

Unit Size: 100 ul

Store at 4C short term. Aliquot and store at -20C long term. Avoid freeze-thaw cycles.

www.novusbio.com



technical@novusbio.com

Publications: 1

Protocols, Publications, Related Products, Reviews, Research Tools and Images at:
www.novusbio.com/NBP1-79557

Updated 2/21/2025 v.20.1

Earn rewards for product
reviews and publications.

Submit a publication at www.novusbio.com/publications

Submit a review at www.novusbio.com/reviews/destination/NBP1-79557



NBP1-79557

Angiopoietin-like Protein 2/ANGPTL2 Antibody - BSA Free

Product Information	
Unit Size	100 ul
Concentration	0.5 mg/ml
Storage	Store at 4C short term. Aliquot and store at -20C long term. Avoid freeze-thaw cycles.
Clonality	Polyclonal
Preservative	0.09% Sodium Azide
Isotype	IgG
Purity	Affinity purified
Buffer	PBS, 2% Sucrose


Product Description	
Description	The addition of 50% glycerol is optional for those storing this antibody at -20C and not aliquoting smaller units. However, please note that glycerol may interrupt some downstream antibody applications and should be added with caution.
Host	Rabbit
Gene ID	23452
Gene Symbol	ANGPTL2
Species	Human
Immunogen	Synthetic peptide directed towards the N terminal of human ANGPTL2The immunogen for this antibody is ANGPTL2. Peptide sequence NSKEPEVLLENRVHKQELELLNNELLKQKRQIETLQQLVEVDGGIVSEVK. The peptide sequence for this immunogen was taken from within the described region.

Product Application Details	
Applications	Western Blot
Recommended Dilutions	Western Blot 1.0 ug/ml



Images

Western Blot: Angiopoietin-like Protein 2/ANGPTL2 Antibody [NBP1-79557] - Deglycosylation of Angptl2-GST. Purified Angptl2-GST was incubated with in the absence (Lane A) or presence of PNGase F (Lane B) at 37C for 5 h and then, along with commercially available human GST-Angptl2 (Novus Biologicals; Catalog number H00023452-P01; Lane C), resolved on SDS-PAGE (10% acrylamide), transferred to nitrocellulose (0.2 μ m), and then visualized by immunoblot analysis using an Angptl2-specific antibody. Image collected and cropped by CiteAb from the following publication (<https://springerplus.springeropen.com/articles/10.1186/2193-1801-3-337>) licensed under a CC-BY license.




Western Blot: Angiopoietin-like Protein 2/ANGPTL2 Antibody [NBP1-79557] - 721_B cell lysate, concentration 0.2-1 μ g/ml.

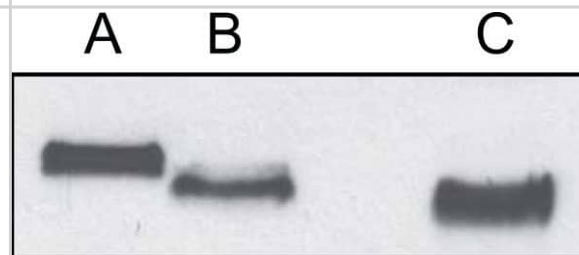


Western Blot: Angiopoietin-like Protein 2/ANGPTL2 Antibody [NBP1-79557] - Sample Type: Human Fetal Heart Antibody Dilution: 1.0 μ g/ml

ANGPTL2



Deglycosylation of Angptl2-GST. Purified Angptl2-GST was incubated with in the absence (Lane A) or presence of PNGase F (Lane B) at 37°C for 5 h and then, along with commercially available human GST-Angptl2 (Novus Biologicals; Catalog number H00023452-P01; Lane C), resolved on SDS-PAGE (10% acrylamide), transferred to nitrocellulose (0.2 μ m), and then visualized by immunoblot analysis using an Angptl2-specific antibody.



Publications

Farhat Nada, Mamarbach Aida M, Thorin Eric et al. Cloning, expression and purification of functionally active human angiopoietin-like protein 2. SpringerPlus 2014-01-01 [PMID: 25077060] (WB, Human)



Novus Biologicals USA

10730 E. Briarwood Avenue
Centennial, CO 80112
USA
Phone: 303.730.1950
Toll Free: 1.888.506.6887
Fax: 303.730.1966
nb-customerservice@bio-techne.com

Bio-Techne Canada

21 Canmotor Ave
Toronto, ON M8Z 4E6
Canada
Phone: 905.827.6400
Toll Free: 855.668.8722
Fax: 905.827.6402
canada.inquires@bio-techne.com

Bio-Techne Ltd

19 Barton Lane
Abingdon Science Park
Abingdon, OX14 3NB, United Kingdom
Phone: (44) (0) 1235 529449
Free Phone: 0800 37 34 15
Fax: (44) (0) 1235 533420
info.EMEA@bio-techne.com

General Contact Information

www.novusbio.com
Technical Support: nb-technical@bio-techne.com
Orders: nb-customerservice@bio-techne.com
General: novus@novusbio.com

Products Related to NBP1-79557

HAF008	Goat anti-Rabbit IgG Secondary Antibody [HRP]
NB7160	Goat anti-Rabbit IgG (H+L) Secondary Antibody [HRP]
NBP2-24891	Rabbit IgG Isotype Control
NBP2-51983-0.05mg	Recombinant Human Angiopoietin-like Protein 2/ANGPTL2 His Protein

Limitations

This product is for research use only and is not approved for use in humans or in clinical diagnosis. Primary Antibodies are guaranteed for 1 year from date of receipt.

For more information on our 100% guarantee, please visit www.novusbio.com/guarantee

Earn gift cards/discounts by submitting a review: www.novusbio.com/reviews/submit/NBP1-79557

Earn gift cards/discounts by submitting a publication using this product:
www.novusbio.com/publications

