

# Product Datasheet

## Artemis Antibody - BSA Free

### NBP1-77975

Unit Size: 0.1 mg

Store at -20C short term. Aliquot and store at -80C long term. Avoid freeze-thaw cycles.

[www.novusbio.com](http://www.novusbio.com)



[technical@novusbio.com](mailto:technical@novusbio.com)

Protocols, Publications, Related Products, Reviews, Research Tools and Images at:  
[www.novusbio.com/NBP1-77975](http://www.novusbio.com/NBP1-77975)

Updated 2/21/2025 v.20.1

Earn rewards for product  
reviews and publications.

Submit a publication at [www.novusbio.com/publications](http://www.novusbio.com/publications)

Submit a review at [www.novusbio.com/reviews/destination/NBP1-77975](http://www.novusbio.com/reviews/destination/NBP1-77975)



**NBP1-77975**

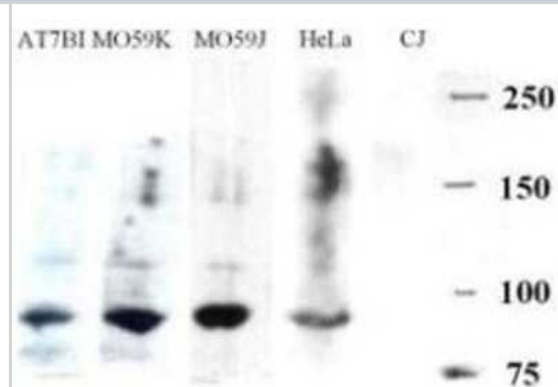
Artemis Antibody - BSA Free

Product Information	
Unit Size	0.1 mg
Concentration	Please see the vial label for concentration. If unlisted please contact technical services.
Storage	Store at -20C short term. Aliquot and store at -80C long term. Avoid freeze-thaw cycles.
Clonality	Polyclonal
Preservative	0.01% Sodium Azide
Isotype	IgG
Purity	Immunogen affinity purified
Buffer	0.02 M Potassium Phosphate, 0.15 M Sodium Chloride, pH 7.2
Product Description	
Description	<p>This is an affinity purified antibody produced by immunoaffinity chromatography using the immunizing peptide after immobilization to a solid phase</p> <p>Store vial at -20C prior to opening. Aliquot contents and freeze at -20C or below for extended storage. Avoid cycles of freezing and thawing. Centrifuge product if not completely clear after standing at room temperature. This product is stable for several weeks at 4C as an undiluted liquid. Dilute only prior to immediate use.</p>
Host	Goat
Gene ID	64421
Gene Symbol	DCLRE1C
Species	Human
Specificity/Sensitivity	This antibody detects a band of the appropriate size in a number of different cell lines. However, it does not detect a band in cell lines that do not express artemis, such as the cell line CJ (see figure) and in an hTERT line (not shown).
Immunogen	This affinity purified Artemis Antibody was prepared from whole goat serum produced by repeated immunizations with a synthetic peptide corresponding an internal region of Human Artemis (DCLRE1C DNA cross-link repair 1C). (Uniprot: Q96SD1)
Product Application Details	
Applications	Western Blot, ELISA, Immunohistochemistry, Immunohistochemistry-Paraffin
Recommended Dilutions	Western Blot 1:500-1:2000, ELISA 1:10000-1:20000, Immunohistochemistry 1:1000, Immunohistochemistry-Paraffin 1:1000
Application Notes	This affinity purified antibody has been tested for use in ELISA, immunohistochemistry and western blotting. Reactivity in other immunoassays is unknown. This antibody detects a band of approximately 90 kDa (predicted molecular weight: 78 kDa).

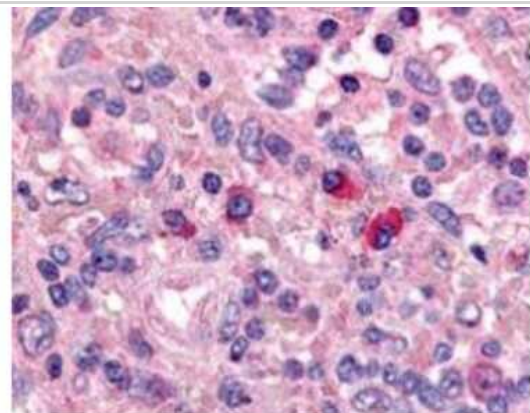


## Images

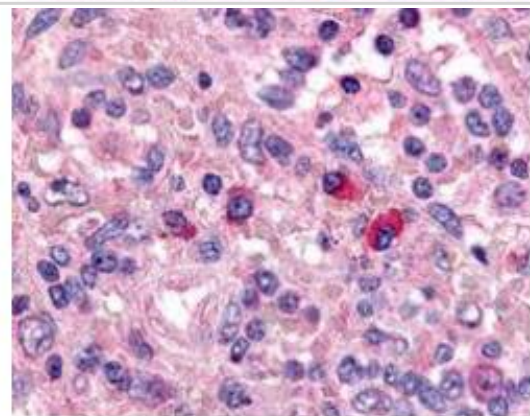
Western Blot: Artemis Antibody [NBP1-77975] - Goat-anti-Artemis was used at a 1:500 dilution to detect Artemis in various cell lysates by Western blot. CJ is an Artemis deficient cell line and so no band is visible.



Immunohistochemistry: Artemis Antibody [NBP1-77975] - Used at a 1:1000 dilution to detect Artemis by immunohistochemistry in human spleen. Positive staining of T cells and B lymphocytes is observed in thymus, lymph nodes and spleen. Tissue was formalin-fixed and paraffin embedded.



Affinity Purified anti-Artemis antibody was used at a 1:1000 dilution to detect Artemis by immunohistochemistry in human spleen. Positive staining of T cells and B lymphocytes is observed in thymus, lymph nodes and spleen. Tissue was formalin-fixed and paraffin embedded. Personal Communication, Alan Yen, LifeSpanBiosciences, Seattle, WA.





### **Novus Biologicals USA**

10730 E. Briarwood Avenue  
Centennial, CO 80112  
USA  
Phone: 303.730.1950  
Toll Free: 1.888.506.6887  
Fax: 303.730.1966  
nb-customerservice@bio-techne.com

### **Bio-Techne Canada**

21 Canmotor Ave  
Toronto, ON M8Z 4E6  
Canada  
Phone: 905.827.6400  
Toll Free: 855.668.8722  
Fax: 905.827.6402  
canada.inquires@bio-techne.com

### **Bio-Techne Ltd**

19 Barton Lane  
Abingdon Science Park  
Abingdon, OX14 3NB, United Kingdom  
Phone: (44) (0) 1235 529449  
Free Phone: 0800 37 34 15  
Fax: (44) (0) 1235 533420  
info.EMEA@bio-techne.com

### **General Contact Information**

www.novusbio.com  
Technical Support: nb-technical@bio-techne.com  
Orders: nb-customerservice@bio-techne.com  
General: novus@novusbio.com

### **Products Related to NBP1-77975**

---

HAF017	Rabbit anti-Goat IgG Secondary Antibody [HRP (Horseradish Peroxidase)]
HAF109	Donkey anti-Goat IgG Secondary Antibody [HRP (Horseradish Peroxidase)]
NB410-28088-1mg	Goat IgG Isotype Control
NBP2-56362PEP	Artemis Recombinant Protein Antigen

---

### **Limitations**

This product is for research use only and is not approved for use in humans or in clinical diagnosis. Primary Antibodies are guaranteed for 1 year from date of receipt.

For more information on our 100% guarantee, please visit [www.novusbio.com/guarantee](http://www.novusbio.com/guarantee)

Earn gift cards/discounts by submitting a review: [www.novusbio.com/reviews/submit/NBP1-77975](http://www.novusbio.com/reviews/submit/NBP1-77975)

Earn gift cards/discounts by submitting a publication using this product:  
[www.novusbio.com/publications](http://www.novusbio.com/publications)



