

Product Datasheet

TRIM5 alpha Antibody - BSA Free NBP1-77207

Unit Size: 0.1 mg

Store at 4C short term. Aliquot and store at -20C long term. Avoid freeze-thaw cycles.

www.novusbio.com



technical@novusbio.com

Protocols, Publications, Related Products, Reviews, Research Tools and Images at:
www.novusbio.com/NBP1-77207

Updated 10/23/2024 v.20.1

Earn rewards for product
reviews and publications.

Submit a publication at www.novusbio.com/publications

Submit a review at www.novusbio.com/reviews/destination/NBP1-77207



NBP1-77207

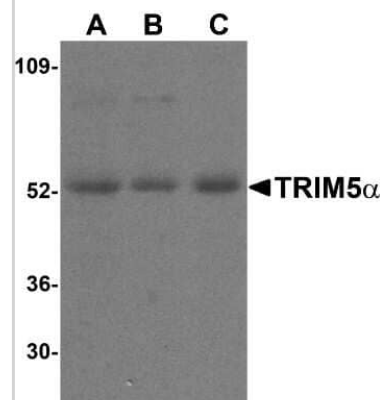
TRIM5 alpha Antibody - BSA Free

Product Information	
Unit Size	0.1 mg
Concentration	1 mg/ml
Storage	Store at 4C short term. Aliquot and store at -20C long term. Avoid freeze-thaw cycles.
Clonality	Polyclonal
Preservative	0.02% Sodium Azide
Isotype	IgG
Purity	Peptide affinity purified
Buffer	PBS
Target Molecular Weight	54 kDa
Product Description	
Host	Rabbit
Gene ID	85363
Gene Symbol	TRIM5
Species	Human
Specificity/Sensitivity	TRIM5 alpha antibody will not cross-react with other isoforms of TRIM5.
Immunogen	Antibody was raised against a synthetic peptide corresponding to 19 amino acids near the center of rhesus monkey TRIM5 alpha. The immunogen is located within amino acids 390 - 440 of TRIM5 alpha. Amino Acid Sequence: GLQEGVKYSVFQDG
Product Application Details	
Applications	Western Blot, ELISA, Immunohistochemistry, Immunohistochemistry-Paraffin
Recommended Dilutions	Western Blot 2 ug/ml, ELISA 1:100-1:2000, Immunohistochemistry 2 ug/ml, Immunohistochemistry-Paraffin 2 ug/ml

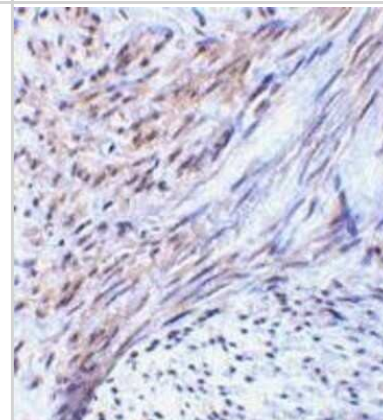


Images

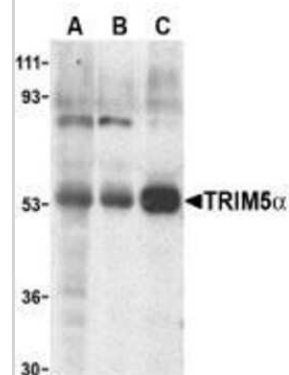
Western Blot: TRIM5 alpha Antibody [NBP1-77207] - Western blot analysis of TRIM5 alpha expression in (A) human stomach (B) thymus, and (C) uterus tissue lysate with TRIM5 alpha antibody at 2 ug/ml.



Immunohistochemistry-Paraffin: TRIM5 alpha Antibody [NBP1-77207] - Human uterus tissue with TRIM5 alpha antibody at 2 ug/ml.



Western Blot: TRIM5 alpha Antibody [NBP1-77207] - Human stomach (A), thymus (B), and uterus (C) cell lysate with TRIM5 alpha antibody at 2 ug /ml.





Novus Biologicals USA

10730 E. Briarwood Avenue
Centennial, CO 80112
USA
Phone: 303.730.1950
Toll Free: 1.888.506.6887
Fax: 303.730.1966
nb-customerservice@bio-techne.com

Bio-Techne Canada

21 Canmotor Ave
Toronto, ON M8Z 4E6
Canada
Phone: 905.827.6400
Toll Free: 855.668.8722
Fax: 905.827.6402
canada.inquires@bio-techne.com

Bio-Techne Ltd

19 Barton Lane
Abingdon Science Park
Abingdon, OX14 3NB, United Kingdom
Phone: (44) (0) 1235 529449
Free Phone: 0800 37 34 15
Fax: (44) (0) 1235 533420
info.EMEA@bio-techne.com

General Contact Information

www.novusbio.com
Technical Support: nb-technical@bio-techne.com
Orders: nb-customerservice@bio-techne.com
General: novus@novusbio.com

Products Related to NBP1-77207

HAF008	Goat anti-Rabbit IgG Secondary Antibody [HRP]
NB7160	Goat anti-Rabbit IgG (H+L) Secondary Antibody [HRP]
NBP2-24891	Rabbit IgG Isotype Control
NBP1-76600PEP	TRIM5 alpha Antibody Blocking Peptide

Limitations

This product is for research use only and is not approved for use in humans or in clinical diagnosis. Primary Antibodies are guaranteed for 1 year from date of receipt.

For more information on our 100% guarantee, please visit www.novusbio.com/guarantee

Earn gift cards/discounts by submitting a review: www.novusbio.com/reviews/submit/NBP1-77207

Earn gift cards/discounts by submitting a publication using this product:
www.novusbio.com/publications

