

Product Datasheet

TACE/ADAM17 Antibody - BSA Free NBP1-77044

Unit Size: 0.1 mg

Store at 4C short term. Aliquot and store at -20C long term. Avoid freeze-thaw cycles.

www.novusbio.com



technical@novusbio.com

Reviews: 1 Publications: 2

Protocols, Publications, Related Products, Reviews, Research Tools and Images at:
www.novusbio.com/NBP1-77044

Updated 10/23/2024 v.20.1

**Earn rewards for product
reviews and publications.**

Submit a publication at www.novusbio.com/publications

Submit a review at www.novusbio.com/reviews/destination/NBP1-77044



NBP1-77044

TACE/ADAM17 Antibody - BSA Free

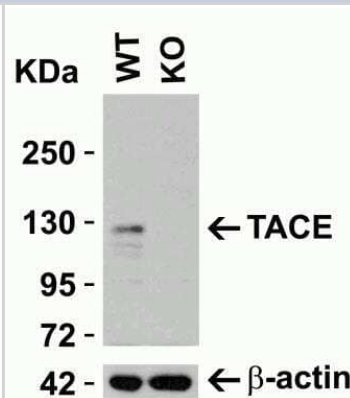
Product Information	
Unit Size	0.1 mg
Concentration	1 mg/ml
Storage	Store at 4C short term. Aliquot and store at -20C long term. Avoid freeze-thaw cycles.
Clonality	Polyclonal
Preservative	0.02% Sodium Azide
Isotype	IgG
Purity	Peptide affinity purified
Buffer	PBS
Target Molecular Weight	93 kDa

Product Description	
Host	Rabbit
Gene ID	6868
Gene Symbol	ADAM17
Species	Human, Rat
Specificity/Sensitivity	80 to 130 kDa bands can be detected, which may represent mature protein, precursor, and glycosylated TACE/ADAM17. Human TACE/ADAM17 has 2 isoforms, including isoform A (824aa, 93kD), isoform B (694aa, 78.5kD). This antibody detects only isoform A. Mouse TACE/ADAM17 has 2 isoforms, long isoform (827aa, 93.1kD) and short isoform (655aa, 73.9kD). Rat TACE/ADAM17 has only one isoform identified so far (827aa, 93kD).
Immunogen	Antibody was raised against a peptide corresponding to 17 amino acids near the carboxy terminus of human TACE. The immunogen is located within the last 50 amino acids of TACE. Amino Acid Sequence: ASFKLQRQNRVDSKETE

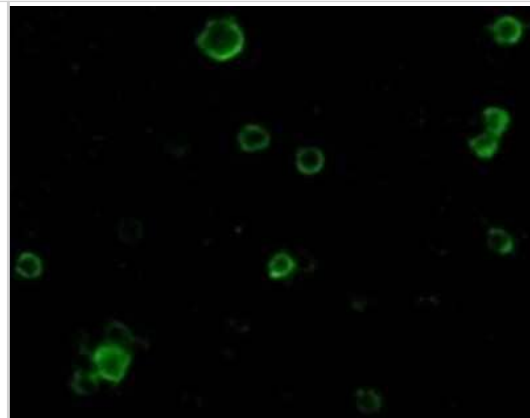
Product Application Details	
Applications	Western Blot, ELISA, Immunocytochemistry/ Immunofluorescence
Recommended Dilutions	Western Blot 0.25-2 ug/mL, ELISA 1:100-1:2000, Immunocytochemistry/ Immunofluorescence 10 ug/ml

Images

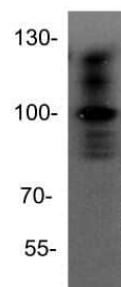
Western Blot: TACE/ADAM17 Antibody [NBP1-77044] - KO Validation in HeLa Cells. Loading: 10 ug of HeLa WT cell lysates or TACE KO cell lysates. Antibodies: TACE/ADAM17 NBP1-77044 (0.25 ug/mL) and beta-actin NBP1-76692 (1 ug/mL), 1 h incubation at RT in 5% NFDN/TBST. Secondary: Goat Anti-Rabbit IgG HRP conjugate at 1:10000 dilution.



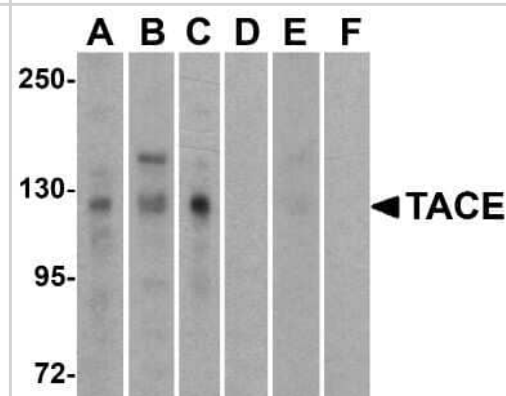
Immunocytochemistry/Immunofluorescence: TACE/ADAM17 Antibody [NBP1-77044] - HeLa cells with TACE antibody at 10 ug/mL.



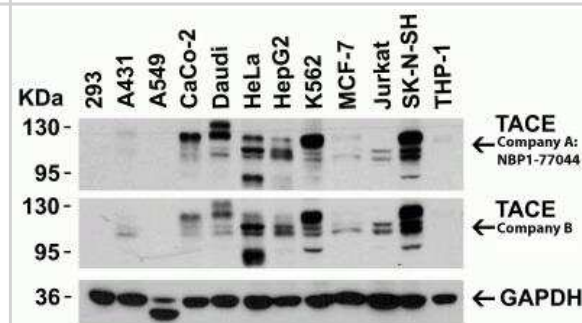
Western Blot: TACE/ADAM17 Antibody [NBP1-77044] - HeLa whole cell lysate. Image from verified customer review.



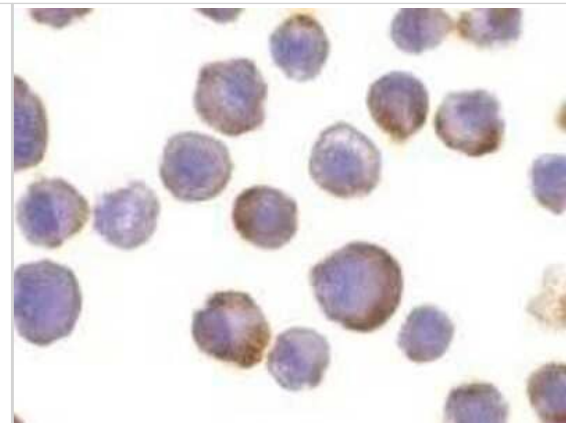
Western Blot: TACE/ADAM17 Antibody [NBP1-77044] - Analysis of TACE in HeLa (A, D), Jurkat (B, E) and Raji (C,F) cell lysate in (A-C) the absence or (D-F) the presence of blocking peptide with TACE antibody at 0.5 ug/mL.



Western Blot: TACE/ADAM17 Antibody [NBP1-77044] - IAV via Protein Expression Profile in Cells Lines. Antibodies: TACE and GAPDH. Secondary: Goat anti-rabbit IgG HRP conjugate.



Immunocytochemistry/Immunofluorescence: TACE/ADAM17 Antibody [NBP1-77044] - HeLa cells with ADAM17 antibody at 10 ug/ml.



Publications

Brishti MA, Raghavan S, Lamar K et al. Diabetic Endothelial Cell Glycogen Synthase Kinase 3 γ Activation Induces VCAM1 Ectodomain Shedding Int J Mol Sci 2023-09-14 [PMID: 37762417] (Block/Neutralize)

Lemjabbar H, Li D, Gallup M et al. Tobacco smoke-induced lung cell proliferation mediated by tumor necrosis factor alpha-converting enzyme and amphiregulin. J Biol Chem. 2003-07-11 [PMID: 12711607]





Novus Biologicals USA

10730 E. Briarwood Avenue
Centennial, CO 80112
USA
Phone: 303.730.1950
Toll Free: 1.888.506.6887
Fax: 303.730.1966
nb-customerservice@bio-techne.com

Bio-Techne Canada

21 Canmotor Ave
Toronto, ON M8Z 4E6
Canada
Phone: 905.827.6400
Toll Free: 855.668.8722
Fax: 905.827.6402
canada.inquires@bio-techne.com

Bio-Techne Ltd

19 Barton Lane
Abingdon Science Park
Abingdon, OX14 3NB, United Kingdom
Phone: (44) (0) 1235 529449
Free Phone: 0800 37 34 15
Fax: (44) (0) 1235 533420
info.EMEA@bio-techne.com

General Contact Information

www.novusbio.com
Technical Support: nb-technical@bio-techne.com
Orders: nb-customerservice@bio-techne.com
General: novus@novusbio.com

Products Related to NBP1-77044

NBP1-77044PEP	TACE/ADAM17 Antibody Blocking Peptide
HAF008	Goat anti-Rabbit IgG Secondary Antibody [HRP]
NB7160	Goat anti-Rabbit IgG (H+L) Secondary Antibody [HRP]
NBP2-24891	Rabbit IgG Isotype Control

Limitations

This product is for research use only and is not approved for use in humans or in clinical diagnosis. Primary Antibodies are guaranteed for 1 year from date of receipt.

For more information on our 100% guarantee, please visit www.novusbio.com/guarantee

Earn gift cards/discounts by submitting a review: www.novusbio.com/reviews/submit/NBP1-77044

Earn gift cards/discounts by submitting a publication using this product:
www.novusbio.com/publications

