

Product Datasheet

Neurotrypsin Antibody - BSA Free NBP1-76784

Unit Size: 0.1 mg

Store at 4C short term. Aliquot and store at -20C long term. Avoid freeze-thaw cycles.

www.novusbio.com



technical@novusbio.com

Protocols, Publications, Related Products, Reviews, Research Tools and Images at:
www.novusbio.com/NBP1-76784

Updated 10/23/2024 v.20.1

Earn rewards for product
reviews and publications.

Submit a publication at www.novusbio.com/publications

Submit a review at www.novusbio.com/reviews/destination/NBP1-76784



NBP1-76784

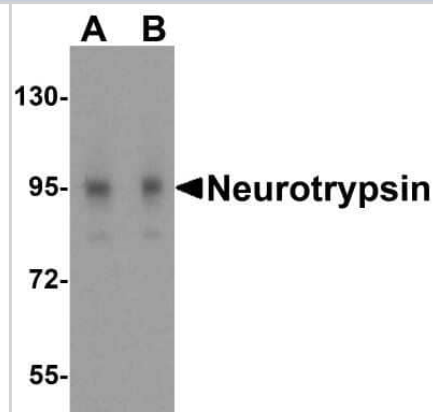
Neurotrypsin Antibody - BSA Free

Product Information	
Unit Size	0.1 mg
Concentration	1 mg/ml
Storage	Store at 4C short term. Aliquot and store at -20C long term. Avoid freeze-thaw cycles.
Clonality	Polyclonal
Preservative	0.02% Sodium Azide
Isotype	IgG
Purity	Peptide affinity purified
Buffer	PBS
Target Molecular Weight	96 kDa
Product Description	
Host	Rabbit
Gene ID	8492
Gene Symbol	PRSS12
Species	Human, Mouse, Rat
Immunogen	Antibody was raised against a 23 amino acid synthetic peptide from near the amino terminus of human neurotrypsin. The immunogen is located within amino acids 110 - 160 of Neurotrypsin. Amino Acid Squence: VPPFLERSPPASWAQLRGQRHNF
Product Application Details	
Applications	Western Blot, ELISA, Immunocytochemistry/ Immunofluorescence, Immunohistochemistry, Immunohistochemistry-Paraffin
Recommended Dilutions	Western Blot 0.5-2 ug/ml, ELISA 1:100-1:2000, Immunohistochemistry 2.5 ug/ml, Immunocytochemistry/ Immunofluorescence 20 ug/ml, Immunohistochemistry-Paraffin 2.5 ug/ml



Images

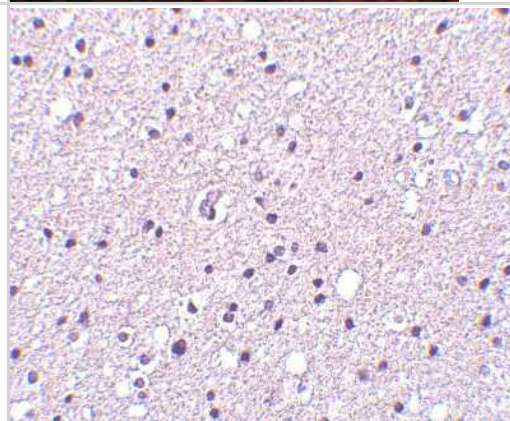
Western Blot: Neurotrypsin Antibody [NBP1-76784] - Analysis in 3T3 cell lysate with antibody at (A) 0.25 and (B) 0.5 ug/mL.



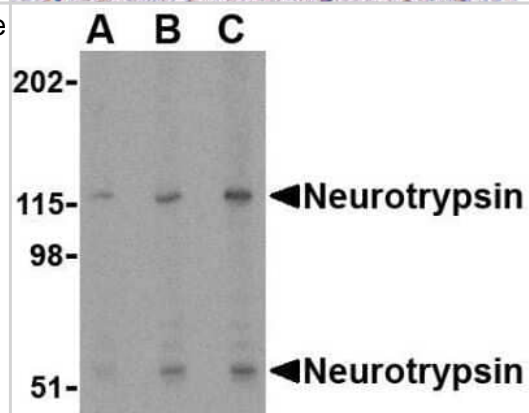
Immunocytochemistry/Immunofluorescence: Neurotrypsin Antibody [NBP1-76784] - Immunofluorescence of Neurotrypsin in Human Brain cells with Neurotrypsin antibody at 20 ug/mL.



Immunohistochemistry-Paraffin: Neurotrypsin Antibody [NBP1-76784] - Human brain tissue with Neurotrypsin antibody at 2.5 ug/ml.



Western Blot: Neurotrypsin Antibody [NBP1-76784] - SK-N-SH cell lysate with neurotrypsin antibody at (A) 0.5, (B) 1 and (C) 2 ug/mL.





Novus Biologicals USA

10730 E. Briarwood Avenue
Centennial, CO 80112
USA
Phone: 303.730.1950
Toll Free: 1.888.506.6887
Fax: 303.730.1966
nb-customerservice@bio-techne.com

Bio-Techne Canada

21 Canmotor Ave
Toronto, ON M8Z 4E6
Canada
Phone: 905.827.6400
Toll Free: 855.668.8722
Fax: 905.827.6402
canada.inquires@bio-techne.com

Bio-Techne Ltd

19 Barton Lane
Abingdon Science Park
Abingdon, OX14 3NB, United Kingdom
Phone: (44) (0) 1235 529449
Free Phone: 0800 37 34 15
Fax: (44) (0) 1235 533420
info.EMEA@bio-techne.com

General Contact Information

www.novusbio.com
Technical Support: nb-technical@bio-techne.com
Orders: nb-customerservice@bio-techne.com
General: novus@novusbio.com

Products Related to NBP1-76784

NBP1-76784PEP	Neurotrypsin Antibody Blocking Peptide
HAF008	Goat anti-Rabbit IgG Secondary Antibody [HRP]
NB7160	Goat anti-Rabbit IgG (H+L) Secondary Antibody [HRP]
NBP2-24891	Rabbit IgG Isotype Control

Limitations

This product is for research use only and is not approved for use in humans or in clinical diagnosis. Primary Antibodies are guaranteed for 1 year from date of receipt.

For more information on our 100% guarantee, please visit www.novusbio.com/guarantee

Earn gift cards/discounts by submitting a review: www.novusbio.com/reviews/submit/NBP1-76784

Earn gift cards/discounts by submitting a publication using this product:
www.novusbio.com/publications

