

Product Datasheet

PERP Antibody - BSA Free NBP1-76741

Unit Size: 0.1 mg

Store at 4C short term. Aliquot and store at -20C long term. Avoid freeze-thaw cycles.

www.novusbio.com



technical@novusbio.com

Protocols, Publications, Related Products, Reviews, Research Tools and Images at:
www.novusbio.com/NBP1-76741

Updated 10/23/2024 v.20.1

Earn rewards for product
reviews and publications.

Submit a publication at www.novusbio.com/publications

Submit a review at www.novusbio.com/reviews/destination/NBP1-76741



NBP1-76741

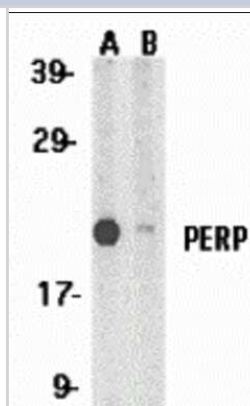
PERP Antibody - BSA Free

Product Information	
Unit Size	0.1 mg
Concentration	1 mg/ml
Storage	Store at 4C short term. Aliquot and store at -20C long term. Avoid freeze-thaw cycles.
Clonality	Polyclonal
Preservative	0.02% Sodium Azide
Isotype	IgG
Purity	Peptide affinity purified
Buffer	PBS
Target Molecular Weight	21 kDa
Product Description	
Host	Rabbit
Gene ID	64065
Gene Symbol	PERP
Species	Human
Reactivity Notes	Immunogen displays the following percentage of sequence identity for non-tested species: Mouse (82%)
Specificity/Sensitivity	Human PERP has one isoform (193aa, 21kD). Mouse PERP has one isoform (193aa, 21.6kD) and Rat PERP also has one isoform (193aa, 21.6kD). NBP1-76741 can detect human, mouse and rat.
Immunogen	Antibody was raised against a peptide corresponding to 17 amino acids near the carboxy terminus of human PERP. The immunogen is located within the last 50 amino acids of PERP. Amino Acid Sequence: EDDLLGNAKPRYFYTSA
Product Application Details	
Applications	Western Blot, ELISA, Immunocytochemistry/ Immunofluorescence, Immunocytochemistry
Recommended Dilutions	Western Blot 1-2 ug/mL, ELISA 1:100-1:2000, Immunocytochemistry/ Immunofluorescence 10 ug/ml, Immunocytochemistry 10 ug/mL

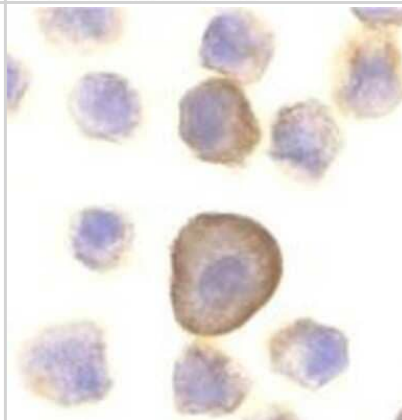


Images

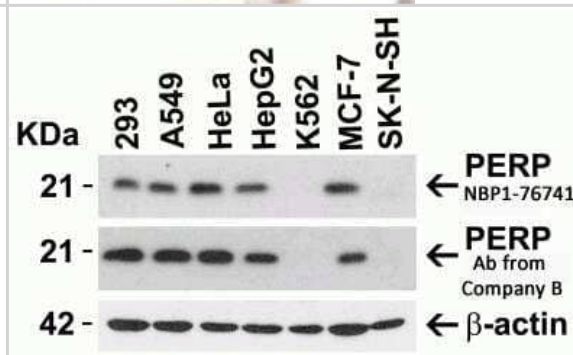
Western Blot: PERP Antibody [NBP1-76741] - Western Blot Validation in Human A431 whole cell lysates in the Absence (A) and Presence (B) of Blocking Peptide. Loading: 15 ug of lysates per lane. Antibodies: PERP NBP1-76741 (1 ug/mL), 1h incubation at RT in 5% NFDM/TBST. Secondary: Goat anti-rabbit IgG HRP conjugate at 1:10000 dilution.



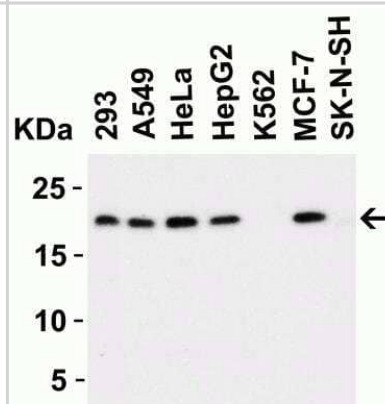
Immunocytochemistry/Immunofluorescence: PERP Antibody [NBP1-76741] - Immunocytochemical analysis of PERP in formalin-fixed A431 cells with PERP antibody at 10 ug/ml.



Western Blot: PERP Antibody [NBP1-76741] - Independent Antibody Validation via Protein Expression Profile in Human Cell Lines. Loading: 15 ug lysates per lane. Antibodies: PERP NBP1-76741 (1ug/ml), PERP antibody from Company B (2 ug/ml), beta-actin NBP1-76692 (1 ug/ml) and GAPDH (0.02 ug/ml), 1h incubation at RT in 5% NFDM/TBST. Secondary: Goat anti-rabbit IgG HRP conjugate at 1:10000 dilution.



Western Blot: PERP Antibody [NBP1-76741] - Western Blot Validation in Human Cell Lines. Loading: 15 ug of lysates per lane. Antibodies: PERP NBP1-76741 (1 ug/mL), 1h incubation at RT in 5% NFDM/TBST. Secondary: Goat anti-rabbit IgG HRP conjugate at 1:10000 dilution.





Novus Biologicals USA

10730 E. Briarwood Avenue
Centennial, CO 80112
USA
Phone: 303.730.1950
Toll Free: 1.888.506.6887
Fax: 303.730.1966
nb-customerservice@bio-techne.com

Bio-Techne Canada

21 Canmotor Ave
Toronto, ON M8Z 4E6
Canada
Phone: 905.827.6400
Toll Free: 855.668.8722
Fax: 905.827.6402
canada.inquires@bio-techne.com

Bio-Techne Ltd

19 Barton Lane
Abingdon Science Park
Abingdon, OX14 3NB, United Kingdom
Phone: (44) (0) 1235 529449
Free Phone: 0800 37 34 15
Fax: (44) (0) 1235 533420
info.EMEA@bio-techne.com

General Contact Information

www.novusbio.com
Technical Support: nb-technical@bio-techne.com
Orders: nb-customerservice@bio-techne.com
General: novus@novusbio.com

Products Related to NBP1-76741

NBP1-76741PEP	PERP Antibody Blocking Peptide
HAF008	Goat anti-Rabbit IgG Secondary Antibody [HRP]
NB7160	Goat anti-Rabbit IgG (H+L) Secondary Antibody [HRP]
NBP2-24891	Rabbit IgG Isotype Control

Limitations

This product is for research use only and is not approved for use in humans or in clinical diagnosis. Primary Antibodies are guaranteed for 1 year from date of receipt.

For more information on our 100% guarantee, please visit www.novusbio.com/guarantee

Earn gift cards/discounts by submitting a review: www.novusbio.com/reviews/submit/NBP1-76741

Earn gift cards/discounts by submitting a publication using this product:
www.novusbio.com/publications

