

# Product Datasheet

## Caspase-8 Antibody - BSA Free NBP1-76610

Unit Size: 0.1 mg

Store at 4C short term. Aliquot and store at -20C long term. Avoid freeze-thaw cycles.

[www.novusbio.com](http://www.novusbio.com)



[technical@novusbio.com](mailto:technical@novusbio.com)

### Publications: 1

Protocols, Publications, Related Products, Reviews, Research Tools and Images at:  
[www.novusbio.com/NBP1-76610](http://www.novusbio.com/NBP1-76610)

Updated 9/9/2025 v.20.1

Earn rewards for product  
reviews and publications.

Submit a publication at [www.novusbio.com/publications](http://www.novusbio.com/publications)

Submit a review at [www.novusbio.com/reviews/destination/NBP1-76610](http://www.novusbio.com/reviews/destination/NBP1-76610)



**NBP1-76610**

Caspase-8 Antibody - BSA Free

**Product Information**

<b>Unit Size</b>	0.1 mg
<b>Concentration</b>	1 mg/ml
<b>Storage</b>	Store at 4C short term. Aliquot and store at -20C long term. Avoid freeze-thaw cycles.
<b>Clonality</b>	Polyclonal
<b>Preservative</b>	0.02% Sodium Azide
<b>Isotype</b>	IgG
<b>Purity</b>	Peptide affinity purified
<b>Buffer</b>	PBS
<b>Target Molecular Weight</b>	55 kDa

**Product Description**

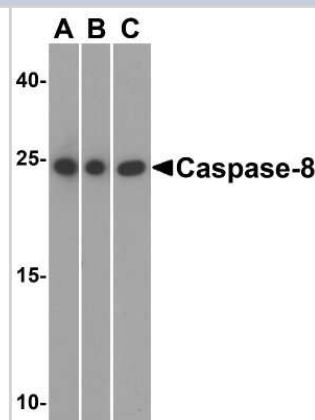
<b>Description</b>	Novus Biologicals Rabbit Caspase-8 Antibody - BSA Free (NBP1-76610) is a polyclonal antibody validated for use in IHC, WB, ELISA and ICC/IF. Anti-Caspase-8 Antibody: Cited in 1 publication. All Novus Biologicals antibodies are covered by our 100% guarantee.
<b>Host</b>	Rabbit
<b>Gene ID</b>	841
<b>Gene Symbol</b>	CASP8
<b>Species</b>	Human, Mouse, Rat
<b>Specificity/Sensitivity</b>	Depending on cell lines or tissues used, either full-length or other cleavage products may be observed.
<b>Immunogen</b>	Antibody was raised against a 16 amino acid synthetic peptide from near the carboxy terminus of human Caspase-8 isoform A. The immunogen is located within the last 50 amino acids of Caspase-8. Amino Acid Sequence: NYEVS NKDDKKNMGKQ

**Product Application Details**

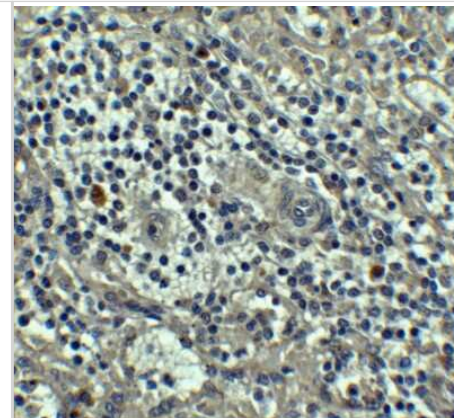
<b>Applications</b>	Western Blot, Immunohistochemistry-Paraffin, ELISA, Immunocytochemistry/Immunofluorescence, Immunohistochemistry
<b>Recommended Dilutions</b>	Western Blot 0.5-2 ug/ml, ELISA 1:100-1:2000, Immunohistochemistry 5 ug/ml, Immunocytochemistry/ Immunofluorescence 2-20 ug/ml, Immunohistochemistry-Paraffin 5 ug/ml

**Images**

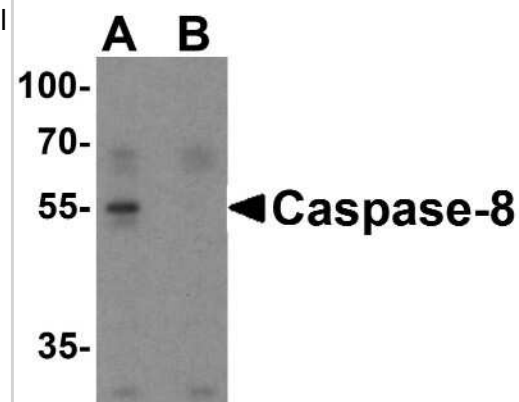
Western Blot: Caspase-8 Antibody [NBP1-76610] - Analysis of Caspase-8 in (A) human spleen, (B) mouse spleen, and (C) rat spleen tissue lysate with Caspase-8 antibody at 0.5 ug/ml.



Immunohistochemistry: Caspase-8 Antibody [NBP1-76610] - Staining of human spleen tissue with antibody at 5 ug/mL.



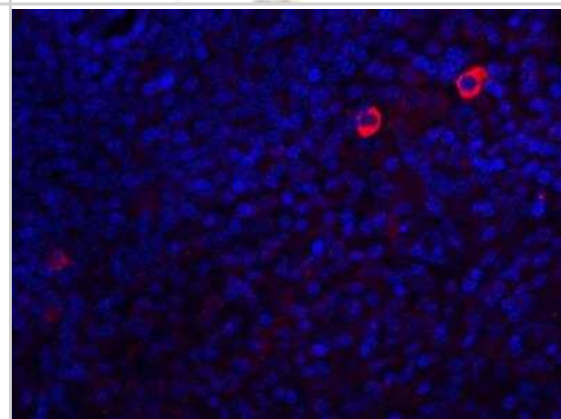
Western Blot: Caspase-8 Antibody [NBP1-76610] - Analysis in Jurkat cell lysate with antibody at 1 ug/mL in (A) the absence and (B) the presence of blocking peptide.



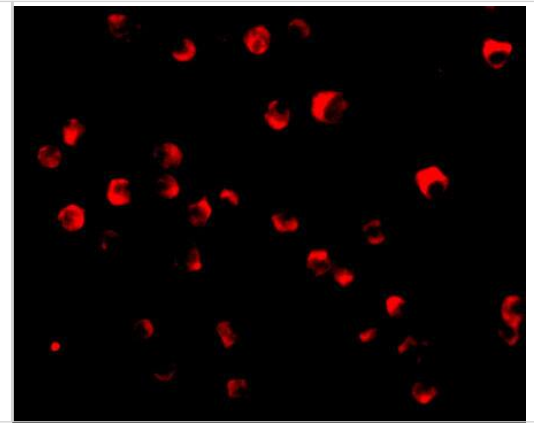
Immunocytochemistry/Immunofluorescence: Caspase-8 Antibody [NBP1-76610] - Jurkat cells with caspase-8 antibody at 2 ug/ml.



Immunofluorescence: Caspase-8 Antibody [NBP1-76610] - IF of Caspase-8 in human spleen tissue with Caspase-8 antibody at 20 ug/ml. Red: Caspase-8 Antibody (NBP1-76610). Blue: DAPI staining



Immunocytochemistry/ Immunofluorescence: Caspase-8 Antibody - BSA Free [NBP1-76610] - Immunofluorescence of Caspase-8 in Jurkat cells with Caspase-8 antibody at 20 ug/mL.



## Publications

Marwarha G, Rosand o, Scrimgeour N et al. miR-210 Regulates Apoptotic Cell Death during Cellular Hypoxia and Reoxygenation in a Diametrically Opposite Manner Biomedicines 2021-12-25 [PMID: 35052722] (ELISA)



### **Novus Biologicals USA**

10730 E. Briarwood Avenue  
Centennial, CO 80112  
USA  
Phone: 303.730.1950  
Toll Free: 1.888.506.6887  
Fax: 303.730.1966  
nb-customerservice@bio-techne.com

### **Bio-Techne Canada**

21 Canmotor Ave  
Toronto, ON M8Z 4E6  
Canada  
Phone: 905.827.6400  
Toll Free: 855.668.8722  
Fax: 905.827.6402  
canada.inquires@bio-techne.com

### **Bio-Techne Ltd**

19 Barton Lane  
Abingdon Science Park  
Abingdon, OX14 3NB, United Kingdom  
Phone: (44) (0) 1235 529449  
Free Phone: 0800 37 34 15  
Fax: (44) (0) 1235 533420  
info.EMEA@bio-techne.com

### **General Contact Information**

[www.novusbio.com](http://www.novusbio.com)  
Technical Support: nb-technical@bio-techne.com  
Orders: nb-customerservice@bio-techne.com  
General: novus@novusbio.com

### **Products Related to NBP1-76610**

NBP3-11853	Jurkat Staurosporine Treated / Untreated Cell Lysate
NBP1-76610PEP	Caspase-8 Antibody Blocking Peptide
HAF008	Goat anti-Rabbit IgG Secondary Antibody [HRP]
NB7160	Goat anti-Rabbit IgG (H+L) Secondary Antibody [HRP]
NBP2-24891	Rabbit IgG Isotype Control

### **Limitations**

This product is for research use only and is not approved for use in humans or in clinical diagnosis. Primary Antibodies are guaranteed for 1 year from date of receipt.

For more information on our 100% guarantee, please visit [www.novusbio.com/guarantee](http://www.novusbio.com/guarantee)

Earn gift cards/discounts by submitting a review: [www.novusbio.com/reviews/submit/NBP1-76610](http://www.novusbio.com/reviews/submit/NBP1-76610)

Earn gift cards/discounts by submitting a publication using this product:  
[www.novusbio.com/publications](http://www.novusbio.com/publications)

