

# Product Datasheet

## IL-33 Antibody (12B3C4) NBP1-75516

Unit Size: 0.1 mg

Store at -20 degrees C. Avoid freeze/thaw cycles.

[www.novusbio.com](http://www.novusbio.com)



[technical@novusbio.com](mailto:technical@novusbio.com)

### Publications: 4

Protocols, Publications, Related Products, Reviews, Research Tools and Images at:  
[www.novusbio.com/NBP1-75516](http://www.novusbio.com/NBP1-75516)

Updated 2/1/2021 v.20.1

Earn rewards for product  
reviews and publications.

Submit a publication at [www.novusbio.com/publications](http://www.novusbio.com/publications)

Submit a review at [www.novusbio.com/reviews/destination/NBP1-75516](http://www.novusbio.com/reviews/destination/NBP1-75516)



**NBP1-75516**

IL-33 Antibody (12B3C4)

Product Information	
Unit Size	0.1 mg
Concentration	1 mg/ml
Storage	Store at -20 degrees C. Avoid freeze/thaw cycles.
Clonality	Monoclonal
Clone	12B3C4
Preservative	0.02% Sodium Azide
Isotype	IgG1
Purity	Protein A purified
Buffer	PBS
Target Molecular Weight	30 kDa

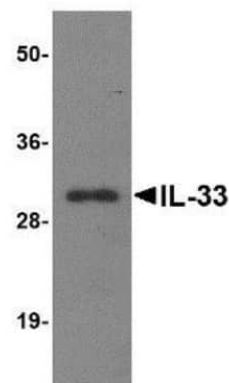
Product Description	
Host	Mouse
Gene ID	90865
Gene Symbol	IL33
Species	Human, Mouse
Reactivity Notes	Please note that this antibody is reactive to Mouse and derived from the same host, Mouse. Mouse-On-Mouse blocking reagent may be needed for IHC and ICC experiments to reduce high background signal. You can find these reagents under catalog numbers PK-2200-NB and MP-2400-NB. Please contact Technical Support if you have any questions.
Immunogen	Antibody was raised against the recombinant IL-33 protein.

Product Application Details	
Applications	Western Blot, ELISA, Immunocytochemistry/ Immunofluorescence, Immunohistochemistry, Immunohistochemistry-Paraffin
Recommended Dilutions	Western Blot 1 ug/mL, ELISA 1:100-1:2000, Immunohistochemistry 5 ug/mL, Immunocytochemistry/ Immunofluorescence 20 ug/mL, Immunohistochemistry-Paraffin 5 ug/mL
Application Notes	Use in ICC/IF reported in scientific literature (PMID: 22777948). Antibody validated: Immunohistochemistry in human samples and Immunofluorescence in human samples. All other applications and species not yet tested.

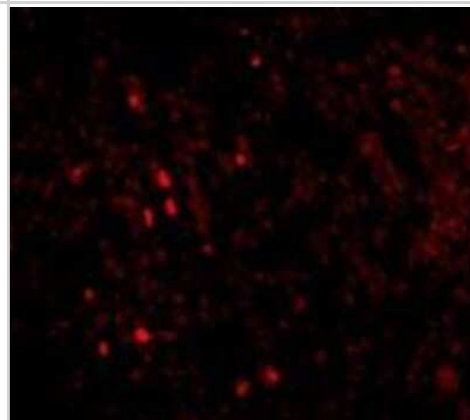


## Images

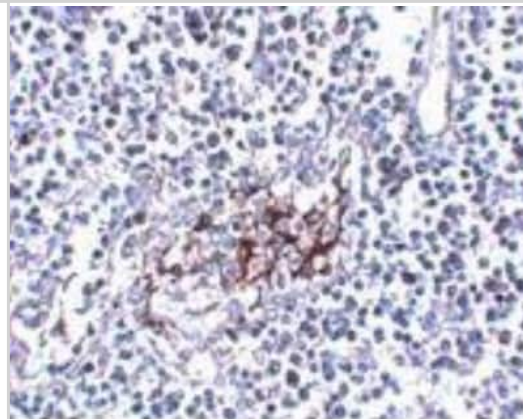
Western Blot: IL-33 Antibody (12B3C4) [NBP1-75516] - Analysis of IL-33 using 125ng of recombinant IL-33 with IL-33 antibody at 1 ug/mL.



Immunocytochemistry/Immunofluorescence: IL-33 Antibody (12B3C4) [NBP1-75516] - Human lymph node tissue with IL-33 antibody at 20 ug/mL.



Immunohistochemistry-Paraffin: IL-33 Antibody (12B3C4) [NBP1-75516] - Human lymph node tissue with IL-33 antibody at 5 ug/mL.



## Publications

Toskas A, Miliyas S, Delis G et al. Expression of IL-21 and IL-33 in Intestinal Mucosa of Inflammatory Bowel Disease: An Immunohistochemical Study Diagnostics 2023-06-27 [PMID: 37443579] (IHC-P, Human)

Caglayan Sozmen S, Karaman M, Cilaker Micili S et al. Effects of Quercetin Treatment on Epithelium-derived Cytokines and Epithelial Cell Apoptosis in Allergic Airway Inflammation Mice Model. Iran J Allergy Asthma Immunol [PMID: 28129681] (IF/IHC)

Sozmen SC, Karaman M, Micili SC et al. Resveratrol ameliorates 2, 4-dinitrofluorobenzene-induced atopic dermatitis-like lesions through effects on the epithelium. PeerJ. 2016-03-31 [PMID: 27069818] (IF/IHC, Mouse)

Katwa, P, Wang, X, Urankar, R N et al. A Carbon Nanotube Toxicity Paradigm Driven by Mast Cells and the IL-33/ST2 Axis Small [PMID: 22777948] (IF/IHC, ICC/IF, Mouse)



### **Novus Biologicals USA**

10730 E. Briarwood Avenue  
Centennial, CO 80112  
USA  
Phone: 303.730.1950  
Toll Free: 1.888.506.6887  
Fax: 303.730.1966  
nb-customerservice@bio-techne.com

### **Bio-Techne Canada**

21 Canmotor Ave  
Toronto, ON M8Z 4E6  
Canada  
Phone: 905.827.6400  
Toll Free: 855.668.8722  
Fax: 905.827.6402  
canada.inquires@bio-techne.com

### **Bio-Techne Ltd**

19 Barton Lane  
Abingdon Science Park  
Abingdon, OX14 3NB, United Kingdom  
Phone: (44) (0) 1235 529449  
Free Phone: 0800 37 34 15  
Fax: (44) (0) 1235 533420  
info.EMEA@bio-techne.com

### **General Contact Information**

www.novusbio.com  
Technical Support: nb-technical@bio-techne.com  
Orders: nb-customerservice@bio-techne.com  
General: novus@novusbio.com

### **Limitations**

This product is for research use only and is not approved for use in humans or in clinical diagnosis. Primary Antibodies are guaranteed for 1 year from date of receipt.

For more information on our 100% guarantee, please visit [www.novusbio.com/guarantee](http://www.novusbio.com/guarantee)

Earn gift cards/discounts by submitting a review: [www.novusbio.com/reviews/submit/NBP1-75516](http://www.novusbio.com/reviews/submit/NBP1-75516)

Earn gift cards/discounts by submitting a publication using this product:  
[www.novusbio.com/publications](http://www.novusbio.com/publications)

