

# Product Datasheet

## Wnt-3a Antibody - BSA Free NBP1-74183

Unit Size: 100 ul

Store at 4C short term. Aliquot and store at -20C long term. Avoid freeze-thaw cycles.

[www.novusbio.com](http://www.novusbio.com)



[technical@novusbio.com](mailto:technical@novusbio.com)

### Publications: 4

Protocols, Publications, Related Products, Reviews, Research Tools and Images at:  
[www.novusbio.com/NBP1-74183](http://www.novusbio.com/NBP1-74183)

Updated 2/21/2025 v.20.1

Earn rewards for product  
reviews and publications.

Submit a publication at [www.novusbio.com/publications](http://www.novusbio.com/publications)

Submit a review at [www.novusbio.com/reviews/destination/NBP1-74183](http://www.novusbio.com/reviews/destination/NBP1-74183)



**NBP1-74183**

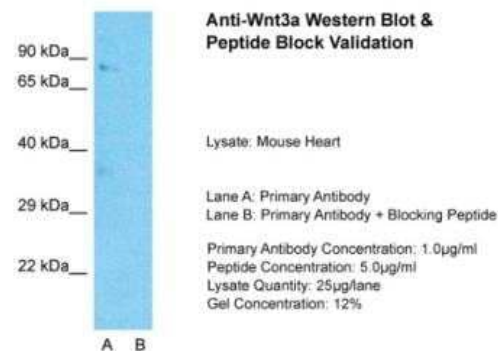
Wnt-3a Antibody - BSA Free

<b>Product Information</b>	
<b>Unit Size</b>	100 ul
<b>Concentration</b>	0.5 mg/ml
<b>Storage</b>	Store at 4C short term. Aliquot and store at -20C long term. Avoid freeze-thaw cycles.
<b>Clonality</b>	Polyclonal
<b>Preservative</b>	0.09% Sodium Azide
<b>Isotype</b>	IgG
<b>Purity</b>	Affinity purified
<b>Buffer</b>	PBS, 2% Sucrose
<b>Target Molecular Weight</b>	38 kDa
<b>Product Description</b>	
<b>Description</b>	The addition of 50% glycerol is optional for those storing this antibody at -20C and not aliquoting smaller units. However, please note that glycerol may interrupt some downstream antibody applications and should be added with caution.
<b>Host</b>	Rabbit
<b>Gene ID</b>	89780
<b>Gene Symbol</b>	WNT3A
<b>Species</b>	Human, Mouse
<b>Immunogen</b>	Synthetic peptides corresponding to the C terminal of Wnt3a. Immunizing peptide sequence IGDFLKDKYDSASEMVVEKHRESRGWVETLRPRYTYFKVPTERDLVYYEA. The peptide sequence for this immunogen was taken from within the described region.
<b>Product Application Details</b>	
<b>Applications</b>	Western Blot, Immunohistochemistry, Immunohistochemistry-Paraffin
<b>Recommended Dilutions</b>	Western Blot 1.0 ug/ml, Immunohistochemistry 2.5 ug/ml, Immunohistochemistry-Paraffin 2.5 ug/ml

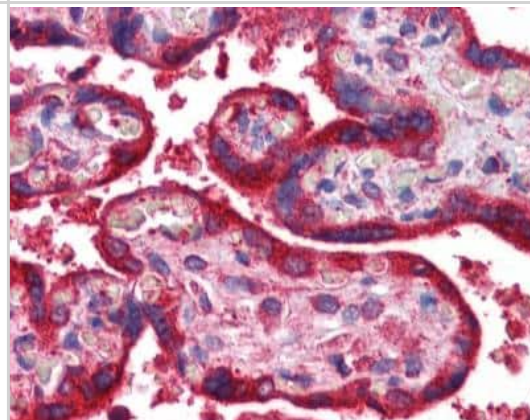


## Images


Western Blot: Wnt-3a Antibody [NBP1-74183] - Sample Tissue: Mouse Heart, Lane A: Primary Antibody, Lane B: Primary Antibody + Blocking Peptide, Primary Antibody Concentration: 1ug/ml, Peptide Concentration: 5ug/ml, Lysate Quantity: 25ug/lane, Gel Concentration: 0.12%




Immunohistochemistry-Paraffin: Wnt-3a Antibody [NBP1-74183] - Human placenta tissue at an antibody concentration of Dilution: 1:500.



Western Blot: Wnt-3a Antibody [NBP1-74183] - Titration: 1 ug/ml Positive Control: Mouse Heart lysate.



Western Blot: Wnt-3a Antibody [NBP1-74183] - Mouse Heart. Lane A: Primary Antibody. Lane B: Primary Antibody + Blocking Peptide.



## Publications

Song K, Hu J, Yang M et Al. Pulsed electromagnetic fields potentiate bone marrow mesenchymal stem cell chondrogenesis by regulating the Wnt/ $\beta$ -catenin signaling pathway J Transl Med 2024-08-07 [PMID: 39107784]

Chaves-Pérez A, Santos-de-Frutos K, de la Rosa S et al. Transit-amplifying cells control R-spondins in the mouse crypt to modulate intestinal stem cell proliferation Journal of Experimental Medicine 2022-11-07 [PMID: 36098959]

Karataş A, Şimşek Z, Şen B et al. Wnt signaling pathway activities may be altered in primary Sjögren's syndrome TURKISH JOURNAL OF MEDICAL SCIENCES 2021-08-30 [PMID: 34058801] (Immunohistochemistry, Immunohistochemistry-Paraffin)

Duong TB Effects of 2,4-Di-Tert-Butylphenol on Osteogenic and Myogenic Differentiation of Human Induced Pluripotent Stem Cells Thesis 2022-01-01 (WB, Human)





### **Novus Biologicals USA**

10730 E. Briarwood Avenue  
Centennial, CO 80112  
USA  
Phone: 303.730.1950  
Toll Free: 1.888.506.6887  
Fax: 303.730.1966  
nb-customerservice@bio-techne.com

### **Bio-Techne Canada**

21 Canmotor Ave  
Toronto, ON M8Z 4E6  
Canada  
Phone: 905.827.6400  
Toll Free: 855.668.8722  
Fax: 905.827.6402  
canada.inquires@bio-techne.com

### **Bio-Techne Ltd**

19 Barton Lane  
Abingdon Science Park  
Abingdon, OX14 3NB, United Kingdom  
Phone: (44) (0) 1235 529449  
Free Phone: 0800 37 34 15  
Fax: (44) (0) 1235 533420  
info.EMEA@bio-techne.com

### **General Contact Information**

www.novusbio.com  
Technical Support: nb-technical@bio-techne.com  
Orders: nb-customerservice@bio-techne.com  
General: novus@novusbio.com

### **Products Related to NBP1-74183**

---

NBP1-74183PEP	Wnt-3a Antibody Blocking Peptide
HAF008	Goat anti-Rabbit IgG Secondary Antibody [HRP]
NB7160	Goat anti-Rabbit IgG (H+L) Secondary Antibody [HRP]
NBP2-24891	Rabbit IgG Isotype Control

---

### **Limitations**

This product is for research use only and is not approved for use in humans or in clinical diagnosis. Primary Antibodies are guaranteed for 1 year from date of receipt.

For more information on our 100% guarantee, please visit [www.novusbio.com/guarantee](http://www.novusbio.com/guarantee)

Earn gift cards/discounts by submitting a review: [www.novusbio.com/reviews/submit/NBP1-74183](http://www.novusbio.com/reviews/submit/NBP1-74183)

Earn gift cards/discounts by submitting a publication using this product:  
[www.novusbio.com/publications](http://www.novusbio.com/publications)

