

Product Datasheet

Goat anti-Rabbit IgG (H+L) Secondary Antibody [Biotin] (Pre-adsorbed) NBP1-73650

Unit Size: 1 mg

Store lyophilized antibody at 4C in the dark. Aliquot reconstituted liquid and store at -20C. Avoid freeze-thaw cycles.

www.novusbio.com



technical@novusbio.com


Protocols, Publications, Related Products, Reviews, Research Tools and Images at:
www.novusbio.com/NBP1-73650

Updated 7/23/2023 v.20.1

Earn rewards for product
reviews and publications.

Submit a publication at www.novusbio.com/publications

Submit a review at www.novusbio.com/reviews/destination/NBP1-73650



NBP1-73650

Goat anti-Rabbit IgG (H+L) Secondary Antibody [Biotin] (Pre-adsorbed)

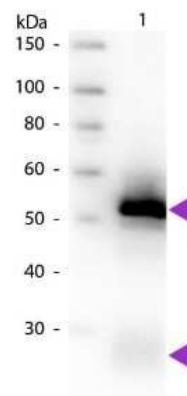
Product Information	
Unit Size	1 mg
Concentration	LYOPH mg/ml
Storage	Store lyophilized antibody at 4C in the dark. Aliquot reconstituted liquid and store at -20C. Avoid freeze-thaw cycles.
Clonality	Polyclonal
Preservative	0.01% Sodium Azide
Reconstitution Instructions	Reconstitute with 1.0 ml deionized water (or equivalent).
Isotype	IgG
Conjugate	Biotin
Purity	Multi-step
Buffer	Lyophilized from 0.02 M Potassium Phosphate, 0.15 M Sodium Chloride, pH 7.2, 10 mg/mL Bovine Serum Albumin (BSA) - Immunoglobulin and Protease free

Product Description	
Description	<p>Store vial at 4C prior to restoration. For extended storage aliquot contents and freeze at -20C or below. Avoid cycles of freezing and thawing. Centrifuge product if not completely clear after standing at room temperature. This product is stable for several weeks at 4C as an undiluted liquid. Dilute only prior to immediate use.</p> <p>This product was prepared from monospecific antiserum by immunoaffinity chromatography using Rabbit IgG coupled to agarose beads followed by solid phase adsorption(s) to remove any unwanted reactivities. Assay by immunoelectrophoresis resulted in a single precipitin arc against anti-biotin, anti-Goat Serum, Rabbit IgG and Rabbit Serum</p>
Host	Goat
Species	Rabbit
Specificity/Sensitivity	<p>This antibody was pre-adsorbed against Bovine, Chicken, Goat, Guinea Pig, Hamster, Horse, Human, Mouse, Rat, and Sheep Serum Proteins.</p> <p>No reaction was observed against Bovine, Chicken, Goat, Guinea Pig, Hamster, Horse, Human, Mouse, Rat and Sheep Serum Proteins.</p>
Immunogen	Rabbit IgG whole molecule

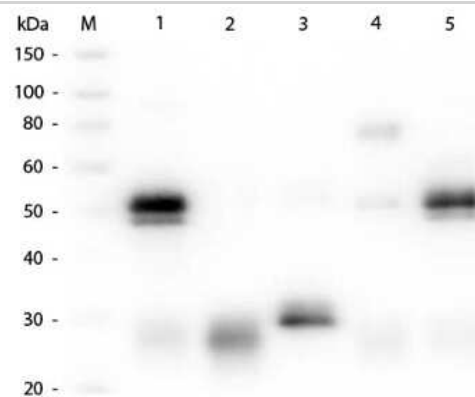
Product Application Details	
Applications	Western Blot, ELISA, Immunohistochemistry
Recommended Dilutions	Western Blot 1:2000 - 1:10000, ELISA 1:20000 - 1:400000, Immunohistochemistry 1:1000 - 1:5000
Application Notes	This secondary antibody are ideal for Western Blotting, Immunohistochemistry, ELISA as well as other antibody detection methods.

Images

Western Blot: Goat anti-Rabbit IgG (H+L) Secondary Antibody [Biotin] (Pre-adsorbed) [NBP1-73650] - Western blot of Goat anti-Rabbit IgG (H+L) Secondary antibody [Biotin] (Pre-adsorbed). Lane 1: Rabbit IgG. Lane 2: None. Load: 50 ng per lane. Primary antibody: Biotin conjugated Goat Anti-Rabbit IgG Pre-Adsorbed at 1:1,000 for 60 min at RT. Secondary antibody: Peroxidase streptavidin secondary antibody at 1:40,000 for 30 min at RT. Blocking buffer for 30 min at RT. Predicted/Observed size: 25 & 55 kDa, 25 & 55 kDa for Rabbit IgG. Other band(s): None.



Western Blot: Goat anti-Rabbit IgG (H+L) Secondary Antibody [Biotin] (Pre-adsorbed) [NBP1-73650] - Western Blot of Goat anti-Rabbit IgG (H+L) Secondary Antibody [Biotin] (Pre-adsorbed)





Novus Biologicals USA

10730 E. Briarwood Avenue
Centennial, CO 80112
USA
Phone: 303.730.1950
Toll Free: 1.888.506.6887
Fax: 303.730.1966
nb-customerservice@bio-techne.com

Bio-Techne Canada

21 Canmotor Ave
Toronto, ON M8Z 4E6
Canada
Phone: 905.827.6400
Toll Free: 855.668.8722
Fax: 905.827.6402
canada.inquires@bio-techne.com

Bio-Techne Ltd

19 Barton Lane
Abingdon Science Park
Abingdon, OX14 3NB, United Kingdom
Phone: (44) (0) 1235 529449
Free Phone: 0800 37 34 15
Fax: (44) (0) 1235 533420
info.EMEA@bio-techne.com

General Contact Information

www.novusbio.com
Technical Support: nb-technical@bio-techne.com
Orders: nb-customerservice@bio-techne.com
General: novus@novusbio.com

Limitations

This product is for research use only and is not approved for use in humans or in clinical diagnosis. Secondary Antibodies are guaranteed for 1 year from date of receipt.

For more information on our 100% guarantee, please visit www.novusbio.com/guarantee

Earn gift cards/discounts by submitting a review: www.novusbio.com/reviews/submit/NBP1-73650

Earn gift cards/discounts by submitting a publication using this product:
www.novusbio.com/publications

