

Product Datasheet

NPY1R Antibody NBP1-59008

Unit Size: 100 ul

Store at 4C short term. Aliquot and store at -20C long term. Avoid freeze-thaw cycles.

www.novusbio.com



technical@novusbio.com

Publications: 4

Protocols, Publications, Related Products, Reviews, Research Tools and Images at:
www.novusbio.com/NBP1-59008

Updated 10/23/2024 v.20.1

Earn rewards for product
reviews and publications.

Submit a publication at www.novusbio.com/publications

Submit a review at www.novusbio.com/reviews/destination/NBP1-59008



NBP1-59008**NPY1R Antibody****Product Information**

Unit Size	100 ul
Concentration	0.5 mg/ml
Storage	Store at 4C short term. Aliquot and store at -20C long term. Avoid freeze-thaw cycles.
Clonality	Polyclonal
Preservative	0.09% Sodium Azide
Isotype	IgG
Purity	Affinity purified
Buffer	PBS, 2% Sucrose
Target Molecular Weight	44 kDa

Product Description

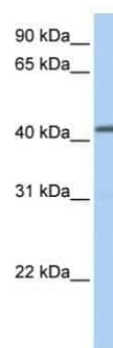
Description	The addition of 50% glycerol is optional for those storing this antibody at -20C and not aliquoting smaller units. However, please note that glycerol may interrupt some downstream antibody applications and should be added with caution.
Host	Rabbit
Gene ID	4886
Gene Symbol	NPY1R
Species	Human, Mouse
Immunogen	Synthetic peptides corresponding to NPY1R(neuropeptide Y receptor Y1) The peptide sequence was selected from the middle region of NPY1R. Peptide sequence TDEPFQNVTLDAYKDKYVCFDQFPSDSHRLSYTTLLLVLQYFGPLCFIFI. The peptide sequence for this immunogen was taken from within the described region.

Product Application Details

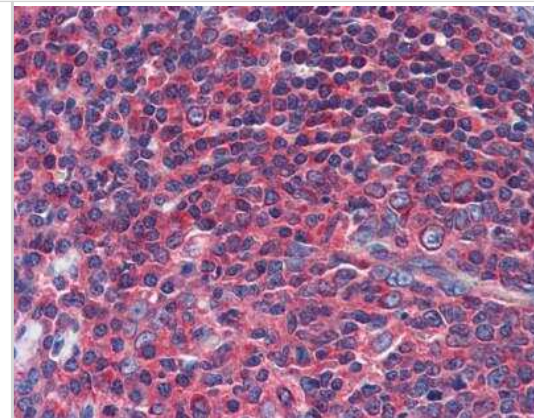
Applications	Western Blot, Immunohistochemistry, Immunohistochemistry-Paraffin
Recommended Dilutions	Western Blot 1.0 ug/ml, Immunohistochemistry 1:10-1:500, Immunohistochemistry-Paraffin 1:10-1:500

Images

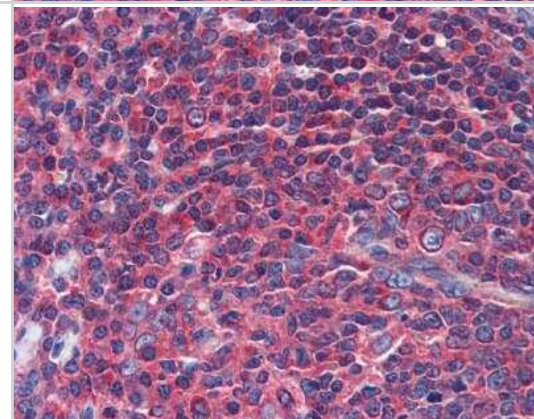
Western Blot: NPY1R Antibody [NBP1-59008] - Human Fetal Brain Lysate, concentration 1ug/ml.



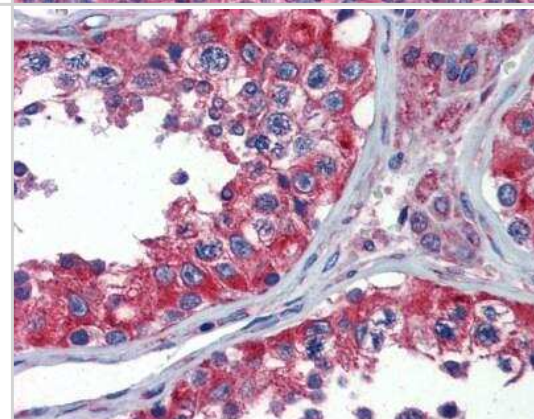
Immunohistochemistry: NPY1R Antibody [NBP1-59008] - Analysis of mouse gut tissue.



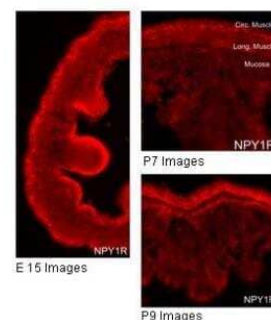
Immunohistochemistry-Paraffin: NPY1R Antibody [NBP1-59008] - Human liver.



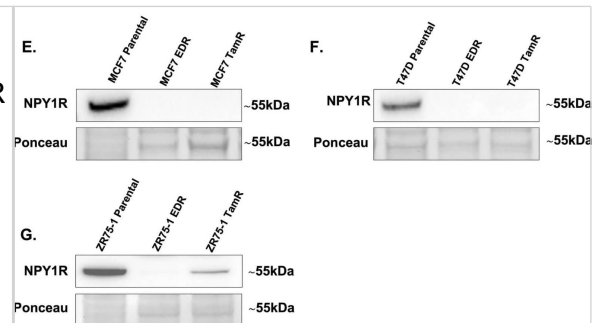
Immunohistochemistry-Paraffin: NPY1R Antibody [NBP1-59008] - Human Testis Tissue, 5ug/ml



Immunohistochemistry-Paraffin: NPY1R Antibody [NBP1-59008] - Human Gut Tissue, primary dilution 10ug/ml and 2ug/ml. Secondary goat anti-rabbit Cy3 at 1:500.



Western Blot: NPY1R Antibody [NBP1-59008] - Representative immunoblotting images showing the protein expression of NPY1R in (E) MCF7, (F) T47D and (G) ZR75-1 parental cells and their EDR and TamR derivatives. Ponceau staining was used to assess equal protein loading for visual assessment. Image collected and cropped by CiteAb from the following publication ([//pubmed.ncbi.nlm.nih.gov/35121782/](https://pubmed.ncbi.nlm.nih.gov/35121782/)) licensed under a CC-BY license.



Publications

Sun WW, ShangGuan T, Zhu P et al. Role of hepatic neuropeptide Y-Y1 receptors in a methionine-choline-deficient model of non-alcoholic steatohepatitis Life Sci 2020-01-29 [PMID: 31991181]

Bhat R, Thangavel H, Abdulkareem NM et al. NPY1R exerts inhibitory action on estradiol-stimulated growth and predicts endocrine sensitivity and better survival in ER-positive breast cancer Scientific reports 2022-02-04 [PMID: 35121782] (WB, Human)

Gheller BJB Metabolic and Transcriptional Regulation of Muscle Stem Cell State Transition Thesis 2020-01-01

Gheller BJ, Blum JE, Merritt EK et al. Peptide YY (PYY) Is Expressed in Human Skeletal Muscle Tissue and Expanding Human Muscle Progenitor Cells Front Physiol 2019-03-05 [PMID: 30890955] (WB, Human)



Novus Biologicals USA

10730 E. Briarwood Avenue
Centennial, CO 80112
USA
Phone: 303.730.1950
Toll Free: 1.888.506.6887
Fax: 303.730.1966
nb-customerservice@bio-techne.com

Bio-Techne Canada

21 Canmotor Ave
Toronto, ON M8Z 4E6
Canada
Phone: 905.827.6400
Toll Free: 855.668.8722
Fax: 905.827.6402
canada.inquires@bio-techne.com

Bio-Techne Ltd

19 Barton Lane
Abingdon Science Park
Abingdon, OX14 3NB, United Kingdom
Phone: (44) (0) 1235 529449
Free Phone: 0800 37 34 15
Fax: (44) (0) 1235 533420
info.EMEA@bio-techne.com

General Contact Information

www.novusbio.com
Technical Support: nb-technical@bio-techne.com
Orders: nb-customerservice@bio-techne.com
General: novus@novusbio.com

Products Related to NBP1-59008

HAF008	Goat anti-Rabbit IgG Secondary Antibody [HRP]
NB7160	Goat anti-Rabbit IgG (H+L) Secondary Antibody [HRP]
NBP2-24891	Rabbit IgG Isotype Control
H00004886-Q01-10ug	Recombinant Human NPY1R GST (N-Term) Protein

Limitations

This product is for research use only and is not approved for use in humans or in clinical diagnosis. Primary Antibodies are guaranteed for 1 year from date of receipt.

For more information on our 100% guarantee, please visit www.novusbio.com/guarantee

Earn gift cards/discounts by submitting a review: www.novusbio.com/reviews/submit/NBP1-59008

Earn gift cards/discounts by submitting a publication using this product:
www.novusbio.com/publications

