

# Product Datasheet

## TRIB1 Antibody - BSA Free

### NBP1-55386

Unit Size: 100 ul

Store at 4C short term. Aliquot and store at -20C long term. Avoid freeze-thaw cycles.

[www.novusbio.com](http://www.novusbio.com)



[technical@novusbio.com](mailto:technical@novusbio.com)

#### Publications: 1

Protocols, Publications, Related Products, Reviews, Research Tools and Images at:  
[www.novusbio.com/NBP1-55386](http://www.novusbio.com/NBP1-55386)

Updated 2/21/2025 v.20.1

Earn rewards for product  
reviews and publications.

Submit a publication at [www.novusbio.com/publications](http://www.novusbio.com/publications)

Submit a review at [www.novusbio.com/reviews/destination/NBP1-55386](http://www.novusbio.com/reviews/destination/NBP1-55386)



**NBP1-55386**

TRIB1 Antibody - BSA Free

Product Information	
Unit Size	100 ul
Concentration	0.5 mg/ml
Storage	Store at 4C short term. Aliquot and store at -20C long term. Avoid freeze-thaw cycles.
Clonality	Polyclonal
Preservative	0.09% Sodium Azide
Isotype	IgG
Purity	Affinity purified
Buffer	PBS, 2% Sucrose
Target Molecular Weight	41 kDa
Product Description	
Description	The addition of 50% glycerol is optional for those storing this antibody at -20C and not aliquoting smaller units. However, please note that glycerol may interrupt some downstream antibody applications and should be added with caution.
Host	Rabbit
Gene ID	10221
Gene Symbol	TRIB1
Species	Human
Immunogen	Synthetic peptides corresponding to TRIB1(tribbles homolog 1 (Drosophila)) The peptide sequence was selected from the middle region of TRIB1 (NP_079471). Peptide sequence TEERTQLRLESLEDTHIMKGEDDALSDKHGCPAYVSPEILNTTGTYSGKA. The peptide sequence for this immunogen was taken from within the described region.
Product Application Details	
Applications	Western Blot, Immunohistochemistry, Immunohistochemistry-Paraffin
Recommended Dilutions	Western Blot 1.0 ug/ml, Immunohistochemistry 1:10-1:500, Immunohistochemistry-Paraffin

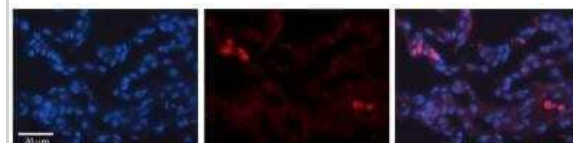


## Images

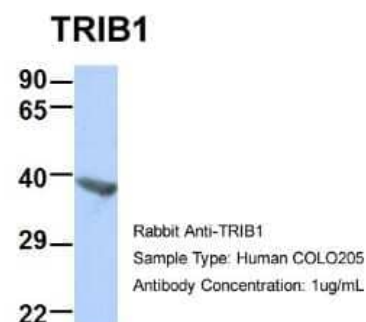
Western Blot: TRIB1 Antibody [NBP1-55386] - Recommended Titration: 0.2 - 1 ug/ml ELISA Titer: 1:312500 Positive Control: Human Intestine



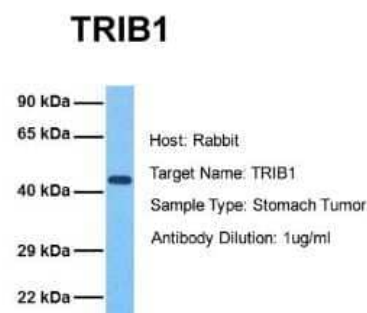
Immunohistochemistry-Paraffin: TRIB1 Antibody [NBP1-55386] - Formalin Fixed Paraffin; Embedded Tissue: Human Lung Tissue; Observed Staining: Cytoplasmic in alveolar type I & II cells; Primary Antibody Concentration: 1:100



Western Blot: TRIB1 Antibody [NBP1-55386] - COLO205, Antibody Dilution: 1.0 ug/ml TRIB1 is supported by BioGPS gene expression data to be expressed in COLO205.



Western Blot: TRIB1 Antibody [NBP1-55386] - Sample Tissue: Human Stomach Tumor Antibody Dilution: 1.0 ug/ml



## Publications

Sun X, Wang S, Miao X et al. TRIB1 regulates liver regeneration by antagonizing the NRF2-mediated antioxidant response Cell death & disease 2023-06-24 [PMID: 37355685] (IHC-P, Mouse, Human)



### **Novus Biologicals USA**

10730 E. Briarwood Avenue  
Centennial, CO 80112  
USA  
Phone: 303.730.1950  
Toll Free: 1.888.506.6887  
Fax: 303.730.1966  
nb-customerservice@bio-techne.com

### **Bio-Techne Canada**

21 Canmotor Ave  
Toronto, ON M8Z 4E6  
Canada  
Phone: 905.827.6400  
Toll Free: 855.668.8722  
Fax: 905.827.6402  
canada.inquires@bio-techne.com

### **Bio-Techne Ltd**

19 Barton Lane  
Abingdon Science Park  
Abingdon, OX14 3NB, United Kingdom  
Phone: (44) (0) 1235 529449  
Free Phone: 0800 37 34 15  
Fax: (44) (0) 1235 533420  
info.EMEA@bio-techne.com

### **General Contact Information**

www.novusbio.com  
Technical Support: nb-technical@bio-techne.com  
Orders: nb-customerservice@bio-techne.com  
General: novus@novusbio.com

### **Products Related to NBP1-55386**

---

HAF008	Goat anti-Rabbit IgG Secondary Antibody [HRP]
NB7160	Goat anti-Rabbit IgG (H+L) Secondary Antibody [HRP]
NBP2-24891	Rabbit IgG Isotype Control
H00010221-Q01-10ug	Recombinant Human TRIB1 GST (N-Term) Protein

---

### **Limitations**

This product is for research use only and is not approved for use in humans or in clinical diagnosis. Primary Antibodies are guaranteed for 1 year from date of receipt.

For more information on our 100% guarantee, please visit [www.novusbio.com/guarantee](http://www.novusbio.com/guarantee)

Earn gift cards/discounts by submitting a review: [www.novusbio.com/reviews/submit/NBP1-55386](http://www.novusbio.com/reviews/submit/NBP1-55386)

Earn gift cards/discounts by submitting a publication using this product:  
[www.novusbio.com/publications](http://www.novusbio.com/publications)

