

Product Datasheet

UbcH5c/UBE2D3 Antibody - BSA Free NBP1-55276

Unit Size: 100 ul

Store at 4C short term. Aliquot and store at -20C long term. Avoid freeze-thaw cycles.

www.novusbio.com



technical@novusbio.com

Publications: 1

Protocols, Publications, Related Products, Reviews, Research Tools and Images at:
www.novusbio.com/NBP1-55276

Updated 2/21/2025 v.20.1

Earn rewards for product
reviews and publications.

Submit a publication at www.novusbio.com/publications

Submit a review at www.novusbio.com/reviews/destination/NBP1-55276



NBP1-55276

UbcH5c/UBE2D3 Antibody - BSA Free

Product Information

Unit Size	100 ul
Concentration	0.5 mg/ml
Storage	Store at 4C short term. Aliquot and store at -20C long term. Avoid freeze-thaw cycles.
Clonality	Polyclonal
Preservative	0.09% Sodium Azide
Isotype	IgG
Purity	Affinity purified
Buffer	PBS, 2% Sucrose
Target Molecular Weight	17 kDa

Product Description


Description	The addition of 50% glycerol is optional for those storing this antibody at -20C and not aliquoting smaller units. However, please note that glycerol may interrupt some downstream antibody applications and should be added with caution.
Host	Rabbit
Gene ID	7323
Gene Symbol	UBE2D3
Species	Human
Immunogen	Synthetic peptides corresponding to UBE2D3(ubiquitin-conjugating enzyme E2D 3 (UBC4/5 homolog, yeast)) The peptide sequence was selected from the N terminal of UBE2D3. Peptide sequence MALKRINKELSDLARDPPAQCSAGPVGDDMFHWQATIMGPNDSPYQGGVF. The peptide sequence for this immunogen was taken from within the described region.

Product Application Details


Applications	Western Blot
Recommended Dilutions	Western Blot 1.0 ug/ml

Images

Western Blot: UbcH5c/UBE2D3 Antibody [NBP1-55276] - MCF7, Antibody Dilution: 1.0 ug/ml UBE2D3 is strongly supported by BioGPS gene expression data to be expressed in MCF7.


UBE2D3

Western Blot: UbchH5c/UBE2D3 Antibody [NBP1-55276] - MCF-7 whole cell lysates, concentration 0.2-1 ug/ml.




Western Blot: UbchH5c/UBE2D3 Antibody [NBP1-55276] - Analysis of 293T cell lysate. Antibody Dilution: 1.0 ug/ml UBE2D3 is strongly supported by BioGPS gene expression data to be expressed in Human HEK293T cells.

UBE2D3




Western Blot: UbchH5c/UBE2D3 Antibody [NBP1-55276] - Human Fetal Liver, Antibody Dilution: 1.0 ug/ml.

UBE2D3




Western Blot: UbchH5c/UBE2D3 Antibody [NBP1-55276] - Human Fetal Lung, Antibody Dilution: 1.0 ug/ml.

UBE2D3




Western Blot: Ubch5c/UBE2D3 Antibody [NBP1-55276] - Jurkat, Antibody Dilution: 1.0 ug/ml UBE2D3 is strongly supported by BioGPS gene expression data to be expressed in Jurkat.

UBE2D3



Western Blot: Ubch5c/UBE2D3 Antibody [NBP1-55276] - Lanes: 1 : 40 ng HIS-UBE2D1 protein2: 40 ng HIS-UBE2D2 protein3: 40 ng HIS-UBE2D3 protein4: 40 ng HIS-UBE2D4 protein5: 40 ng HIS-UBE2E1 protein6: 40 ng HIS-UBE2E2 protein7: 40 ng HIS-UBE2E3 protein8: 40 ng HIS-UBE2K protein9: 40 ng HIS-UBE2L3 protein10: 40 ng HIS-UBE2N protein11 : 40 ng HIS-UBE2V1 protein12: 40 ng HIS-UBE2V2 protein. Primary Antibody Dilution: 1 : 500 Secondary Antibody: Anti-rabbit-HRP Secondary Antibody Dilution: 1 : 50,000.

UBE2D3



Publications

Jentoft I, Bäuerlein F, Welp L et al. Mammalian oocytes store proteins for the early embryo on cytoplasmic lattices Cell 2023-11-01 [PMID: 37922900] (Immunocytochemistry/ Immunofluorescence)





Novus Biologicals USA

10730 E. Briarwood Avenue
Centennial, CO 80112
USA
Phone: 303.730.1950
Toll Free: 1.888.506.6887
Fax: 303.730.1966
nb-customerservice@bio-techne.com

Bio-Techne Canada

21 Canmotor Ave
Toronto, ON M8Z 4E6
Canada
Phone: 905.827.6400
Toll Free: 855.668.8722
Fax: 905.827.6402
canada.inquires@bio-techne.com

Bio-Techne Ltd

19 Barton Lane
Abingdon Science Park
Abingdon, OX14 3NB, United Kingdom
Phone: (44) (0) 1235 529449
Free Phone: 0800 37 34 15
Fax: (44) (0) 1235 533420
info.EMEA@bio-techne.com

General Contact Information

www.novusbio.com
Technical Support: nb-technical@bio-techne.com
Orders: nb-customerservice@bio-techne.com
General: novus@novusbio.com

Products Related to NBP1-55276

HAF008	Goat anti-Rabbit IgG Secondary Antibody [HRP]
NB7160	Goat anti-Rabbit IgG (H+L) Secondary Antibody [HRP]
NBP2-24891	Rabbit IgG Isotype Control
NBP2-35092-10ug	Recombinant Human Ubch5c/UBE2D3 His (N-Term) Protein

Limitations

This product is for research use only and is not approved for use in humans or in clinical diagnosis. Primary Antibodies are guaranteed for 1 year from date of receipt.

For more information on our 100% guarantee, please visit www.novusbio.com/guarantee

Earn gift cards/discounts by submitting a review: www.novusbio.com/reviews/submit/NBP1-55276

Earn gift cards/discounts by submitting a publication using this product:
www.novusbio.com/publications

