

# Product Datasheet

## SELENBP1 Antibody - BSA Free

### NBP1-54805

Unit Size: 100 ul

Store at 4C short term. Aliquot and store at -20C long term. Avoid freeze-thaw cycles.

[www.novusbio.com](http://www.novusbio.com)



[technical@novusbio.com](mailto:technical@novusbio.com)

**Reviews: 1 Publications: 2**

Protocols, Publications, Related Products, Reviews, Research Tools and Images at:  
[www.novusbio.com/NBP1-54805](http://www.novusbio.com/NBP1-54805)

Updated 2/21/2025 v.20.1

Earn rewards for product  
reviews and publications.

Submit a publication at [www.novusbio.com/publications](http://www.novusbio.com/publications)

Submit a review at [www.novusbio.com/reviews/destination/NBP1-54805](http://www.novusbio.com/reviews/destination/NBP1-54805)



**NBP1-54805**

SELENBP1 Antibody - BSA Free

**Product Information**

<b>Unit Size</b>	100 ul
<b>Concentration</b>	0.5 mg/ml
<b>Storage</b>	Store at 4C short term. Aliquot and store at -20C long term. Avoid freeze-thaw cycles.
<b>Clonality</b>	Polyclonal
<b>Preservative</b>	0.09% Sodium Azide
<b>Isotype</b>	IgG
<b>Purity</b>	Affinity purified
<b>Buffer</b>	PBS, 2% Sucrose
<b>Target Molecular Weight</b>	52 kDa

**Product Description**

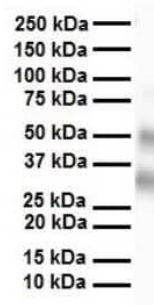
<b>Description</b>	The addition of 50% glycerol is optional for those storing this antibody at -20C and not aliquoting smaller units. However, please note that glycerol may interrupt some downstream antibody applications and should be added with caution.
<b>Host</b>	Rabbit
<b>Gene ID</b>	8991
<b>Gene Symbol</b>	SELENBP1
<b>Species</b>	Human, Mouse
<b>Immunogen</b>	Synthetic peptides corresponding to SELENBP1(selenium binding protein 1) The peptide sequence was selected from the N terminal of SELENBP1. Peptide sequence MATKCGNCGPGYSTPLEAMKGPREEIVYLPCIYRNTGTGTEAPDYLATVDVD. The peptide sequence for this immunogen was taken from within the described region.

**Product Application Details**

<b>Applications</b>	Western Blot, Immunohistochemistry, Immunohistochemistry-Paraffin
<b>Recommended Dilutions</b>	Western Blot 1.0 ug/ml, Immunohistochemistry 1:10-1:500, Immunohistochemistry-Paraffin 1:10-1:500
<b>Application Notes</b>	Paraffin data from customer review.

**Images**

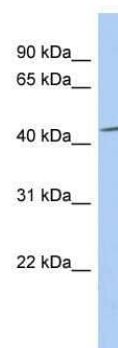
Western Blot: SELENBP1 Antibody [NBP1-54805] - Antibody Titration: 1 ug/ml Human heart.



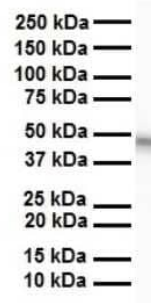
Immunohistochemistry: SELENBP1 Antibody [NBP1-54805] - Human Adult heart Observed Staining: Cytoplasmic,Membrane (weak) Primary Antibody Concentration: 1 : 600 Secondary Antibody: Donkey anti-Rabbit-Cy2/3 Secondary Antibody Concentration: 1 : 200 Magnification: 20X Exposure Time: 0.5 2.0 sec.



Western Blot: SELENBP1 Antibody [NBP1-54805] - Titration: 0.2-1 ug/ml, Positive Control: SH-SY5Y cell lysate.



Western Blot: SELENBP1 Antibody [NBP1-54805] - Antibody Titration: 1 ug/ml Human liver.



Immunohistochemistry-Paraffin: SELENBP1 Antibody [NBP1-54805] - SELENBP1 in colon mucosa (Mouse), dilution 1:500, 10x, 20x and 40x. Image from verified customer review.



## Publications

Chen J, Luo J, He J et al. Cell Cycle-Related Gene SPC24: A Novel Potential Diagnostic and Prognostic Biomarker for Laryngeal Squamous Cell Cancer BioMed Research International 2023-01-21 [PMID: 36718148] (Immunohistochemistry, Immunohistochemistry-Paraffin)

Ethermadi Bebek Denis, Valo Satu, Pussila Marjaana et al. Inherited cancer predisposition sensitizes colonic mucosa to address Western diet effects and putative cancer-predisposing changes on mouse proteome. J Nutr Biochem. 2014-07-17 [PMID: 25172634] (Mouse)





### **Novus Biologicals USA**

10730 E. Briarwood Avenue  
Centennial, CO 80112  
USA  
Phone: 303.730.1950  
Toll Free: 1.888.506.6887  
Fax: 303.730.1966  
nb-customerservice@bio-techne.com

### **Bio-Techne Canada**

21 Canmotor Ave  
Toronto, ON M8Z 4E6  
Canada  
Phone: 905.827.6400  
Toll Free: 855.668.8722  
Fax: 905.827.6402  
canada.inquires@bio-techne.com

### **Bio-Techne Ltd**

19 Barton Lane  
Abingdon Science Park  
Abingdon, OX14 3NB, United Kingdom  
Phone: (44) (0) 1235 529449  
Free Phone: 0800 37 34 15  
Fax: (44) (0) 1235 533420  
info.EMEA@bio-techne.com

### **General Contact Information**

www.novusbio.com  
Technical Support: nb-technical@bio-techne.com  
Orders: nb-customerservice@bio-techne.com  
General: novus@novusbio.com

### **Products Related to NBP1-54805**

---

HAF008	Goat anti-Rabbit IgG Secondary Antibody [HRP]
NB7160	Goat anti-Rabbit IgG (H+L) Secondary Antibody [HRP]
NBP2-24891	Rabbit IgG Isotype Control
H00008991-P01-10ug	Recombinant Human SELENBP1 GST (N-Term) Protein

---

### **Limitations**

This product is for research use only and is not approved for use in humans or in clinical diagnosis. Primary Antibodies are guaranteed for 1 year from date of receipt.

For more information on our 100% guarantee, please visit [www.novusbio.com/guarantee](http://www.novusbio.com/guarantee)

Earn gift cards/discounts by submitting a review: [www.novusbio.com/reviews/submit/NBP1-54805](http://www.novusbio.com/reviews/submit/NBP1-54805)

Earn gift cards/discounts by submitting a publication using this product:  
[www.novusbio.com/publications](http://www.novusbio.com/publications)

