

Product Datasheet

USP13 Antibody - BSA Free NBP1-46203

Unit Size: 100 ul

Store at 4C. Do not freeze.

www.novusbio.com



technical@novusbio.com

Protocols, Publications, Related Products, Reviews, Research Tools and Images at:
www.novusbio.com/NBP1-46203

Updated 2/24/2025 v.20.1

Earn rewards for product
reviews and publications.

Submit a publication at www.novusbio.com/publications

Submit a review at www.novusbio.com/reviews/destination/NBP1-46203



NBP1-46203

USP13 Antibody - BSA Free

Product Information	
Unit Size	100 ul
Concentration	1.0 mg/ml
Storage	Store at 4C. Do not freeze.
Clonality	Polyclonal
Preservative	0.09% Sodium Azide
Isotype	IgG
Purity	Immunogen affinity purified
Buffer	Tris-Citrate/Phosphate (pH 7.0 - 8.0)

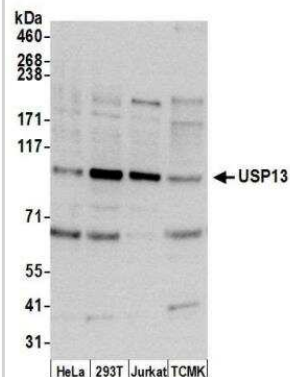
Product Description	
Host	Rabbit
Gene ID	8975
Gene Symbol	USP13
Species	Human, Mouse
Immunogen	The immunogen for this product maps to a region between residue 175 and 225 of human Ubiquitin Specific Peptidase 13 using the numbering given in entry NP_003931.2 (GeneID 8975).

Product Application Details	
Applications	Western Blot, Immunohistochemistry, Immunohistochemistry-Paraffin, Immunoprecipitation
Recommended Dilutions	Western Blot 1:2000-1:10000, Immunohistochemistry, Immunoprecipitation 2-5 ug/mg lysate, Immunohistochemistry-Paraffin 1:1000-1:5000
Application Notes	Epitope retrieval with citrate buffer pH 6.0 is recommended for FFPE tissue sections.

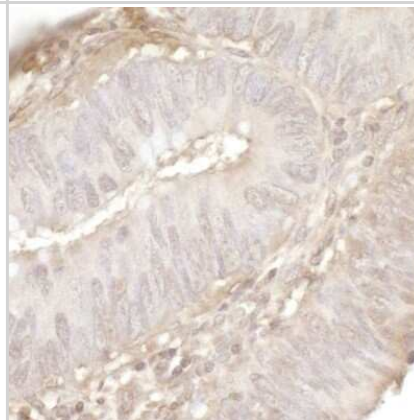


Images

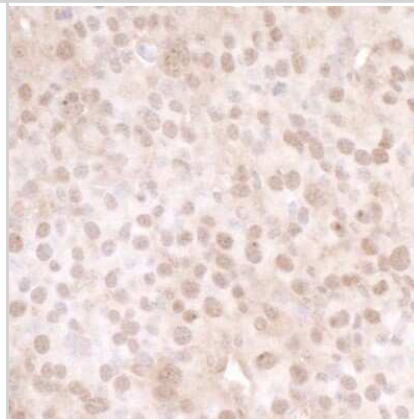
Western Blot: USP13 Antibody [NBP1-46203] - Detection of human and mouse USP13 by western blot. Samples: Whole cell lysate (15 ug) from HeLa, HEK293T, Jurkat, and mouse TCMK-1 cells prepared using NETN lysis buffer. Antibody: Affinity purified rabbit anti-USP13 antibody NBP1-46203 used for WB at 0.1 ug/ml. Detection: Chemiluminescence with an exposure time of 30 seconds.



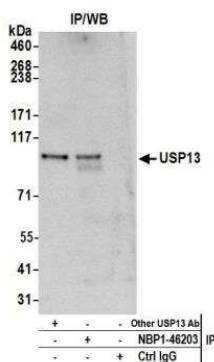
Immunohistochemistry-Paraffin: USP13 Antibody [NBP1-46203] - Section of human colon carcinoma. Antibody: Affinity purified rabbit anti-USP13 (NBP1-46203). Detection: DAB



Immunohistochemistry-Paraffin: USP13 Antibody [NBP1-46203] - Detection of mouse USP13 by immunohistochemistry. Sample: FFPE section of mouse renal cell carcinoma. Antibody: Affinity purified rabbit anti-USP13 (NBP1-46203). Detection: DAB



Immunoprecipitation: USP13 Antibody [NBP1-46203] - Detection of human USP13 by western blot of immunoprecipitates. Samples: Whole cell lysate (1.0 mg per IP reaction; 20% of IP loaded) from HeLa cells prepared using NETN lysis buffer. Antibodies: Affinity purified rabbit anti-USP13 antibody NBP1-46203 used for IP at 3 ug per reaction. USP13 was also immunoprecipitated by another rabbit anti-USP13 antibody. For blotting immunoprecipitated USP13, NBP1-46203 was used at 0.4 ug/ml. Detection: Chemiluminescence with an exposure time of 30 seconds.





Novus Biologicals USA

10730 E. Briarwood Avenue
Centennial, CO 80112
USA
Phone: 303.730.1950
Toll Free: 1.888.506.6887
Fax: 303.730.1966
nb-customerservice@bio-techne.com

Bio-Techne Canada

21 Canmotor Ave
Toronto, ON M8Z 4E6
Canada
Phone: 905.827.6400
Toll Free: 855.668.8722
Fax: 905.827.6402
canada.inquires@bio-techne.com

Bio-Techne Ltd

19 Barton Lane
Abingdon Science Park
Abingdon, OX14 3NB, United Kingdom
Phone: (44) (0) 1235 529449
Free Phone: 0800 37 34 15
Fax: (44) (0) 1235 533420
info.EMEA@bio-techne.com

General Contact Information

www.novusbio.com
Technical Support: nb-technical@bio-
techne.com
Orders: nb-customerservice@bio-techne.com
General: novus@novusbio.com

Limitations

This product is for research use only and is not approved for use in humans or in clinical diagnosis. Primary Antibodies are guaranteed for 1 year from date of receipt.

For more information on our 100% guarantee, please visit www.novusbio.com/guarantee

Earn gift cards/discounts by submitting a review: www.novusbio.com/reviews/submit/NBP1-46203

Earn gift cards/discounts by submitting a publication using this product:
www.novusbio.com/publications

