

Product Datasheet

HLA A2 Antibody (BB7.2) - Azide and BSA Free NBP1-44896

Unit Size: 0.1 mg

Store at 4C. Do not freeze.

www.novusbio.com



technical@novusbio.com

Protocols, Publications, Related Products, Reviews, Research Tools and Images at:
www.novusbio.com/NBP1-44896

Updated 10/23/2024 v.20.1

Earn rewards for product
reviews and publications.

Submit a publication at www.novusbio.com/publications

Submit a review at www.novusbio.com/reviews/destination/NBP1-44896



NBP1-44896

HLA A2 Antibody (BB7.2) - Azide and BSA Free

Product Information

Unit Size	0.1 mg
Concentration	1 mg/ml
Storage	Store at 4C. Do not freeze.
Clonality	Monoclonal
Clone	BB7.2
Preservative	No Preservative
Isotype	IgG2b
Purity	Protein A purified
Buffer	PBS (pH 7.4)

Product Description

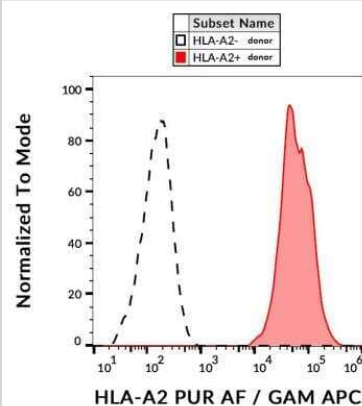
Host	Mouse
Gene ID	3105
Gene Symbol	HLA-A
Species	Human
Specificity/Sensitivity	The antibody BB7.2 recognizes an epitope at the C-terminus of alpha-2 helix and a turn on one of the underlying beta strands within the human HLA-A2 histocompatibility antigen.
Immunogen	HLA-A2 solubilised by papain

Product Application Details

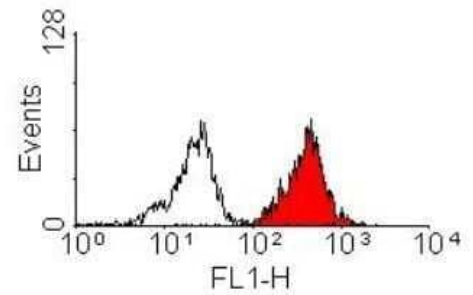
Applications	Flow Cytometry, Immunoprecipitation, CyTOF-ready
Recommended Dilutions	Flow Cytometry 1 ug/ml, Immunoprecipitation 1:50, CyTOF-ready
Application Notes	This antibody is Cytof ready.

Images

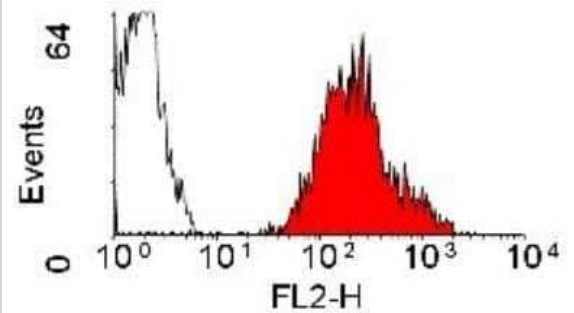
Flow Cytometry: HLA A2 Antibody (BB7.2) - Azide Free [NBP1-44896] - Surface staining of human peripheral blood with anti-human CD108 (MEM-150) purified, GAM IgM PE.



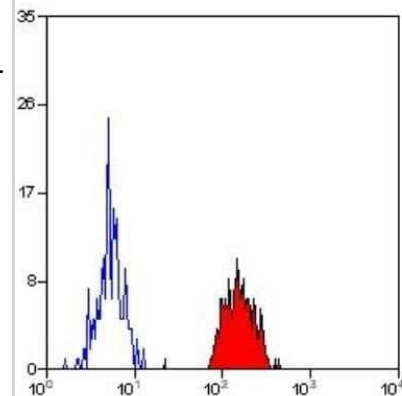
Flow Cytometry: HLA A2 Antibody (BB7.2) - Azide Free [NBP1-44896] - Analysis of FITC conjugate of NBP1-44896. Staining of human peripheral blood lymphocytes with Mouse anti Human HLA-A2.



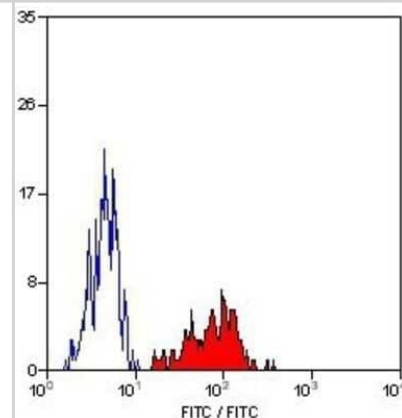
Flow Cytometry: HLA A2 Antibody (BB7.2) - Azide Free [NBP1-44896] - Analysis of FITC conjugate of NBP1-44896. Staining of human peripheral blood lymphocytes with Mouse anti Human HLA-A2: RPE.



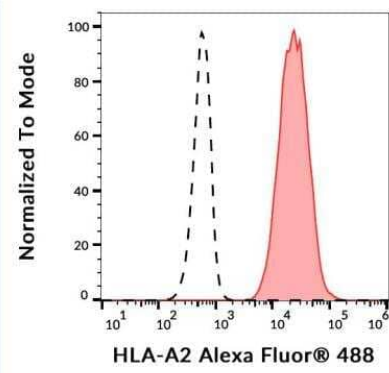
Flow Cytometry: HLA A2 Antibody (BB7.2) - Azide Free [NBP1-44896] - Analysis of FITC conjugate of NBP1-44896. Staining of human peripheral blood monocytes with Mouse anti Human HLA-A2:Alexa Fluor 488.



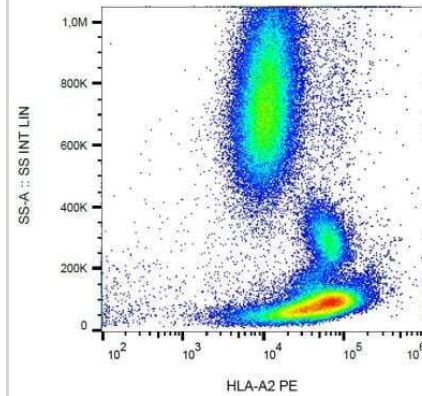
Flow Cytometry: HLA A2 Antibody (BB7.2) - Azide Free [NBP1-44896] - Analysis of FITC conjugate of NBP1-44896. Staining of human peripheral blood monocytes with MOUSE ANTI HUMAN HLA-A2:FITC



Flow Cytometry: HLA A2 Antibody (BB7.2) - Azide Free [NBP1-44896] - Staining of human peripheral blood cells using anti-HLA-A2 (BB7.2) Alexa Fluor (R) 488.



Flow Cytometry: HLA A2 Antibody (BB7.2) - Azide Free [NBP1-44896] - Staining of human peripheral blood cells using anti-HLA-A2 (BB7.2) PE.





Novus Biologicals USA

10730 E. Briarwood Avenue
Centennial, CO 80112
USA
Phone: 303.730.1950
Toll Free: 1.888.506.6887
Fax: 303.730.1966
nb-customerservice@bio-techne.com

Bio-Techne Canada

21 Canmotor Ave
Toronto, ON M8Z 4E6
Canada
Phone: 905.827.6400
Toll Free: 855.668.8722
Fax: 905.827.6402
canada.inquires@bio-techne.com

Bio-Techne Ltd

19 Barton Lane
Abingdon Science Park
Abingdon, OX14 3NB, United Kingdom
Phone: (44) (0) 1235 529449
Free Phone: 0800 37 34 15
Fax: (44) (0) 1235 533420
info.EMEA@bio-techne.com

General Contact Information

www.novusbio.com
Technical Support: nb-technical@bio-techne.com
Orders: nb-customerservice@bio-techne.com
General: novus@novusbio.com

Products Related to NBP1-44896

HAF007	Goat anti-Mouse IgG Secondary Antibody [HRP]
NB720-B	Rabbit anti-Mouse IgG (H+L) Secondary Antibody [Biotin]
NBP2-27231	Mouse IgG2b Isotype Control (MPC-11)
NBP1-44896UV	HLA A2 Antibody (BB7.2) [DyLight 350]

Limitations

This product is for research use only and is not approved for use in humans or in clinical diagnosis. Primary Antibodies are guaranteed for 1 year from date of receipt.

For more information on our 100% guarantee, please visit www.novusbio.com/guarantee

Earn gift cards/discounts by submitting a review: www.novusbio.com/reviews/submit/NBP1-44896

Earn gift cards/discounts by submitting a publication using this product:
www.novusbio.com/publications

