

Product Datasheet

beta 2-Microglobulin Antibody (B2M-01) [Biotin] NBP1-44521

Unit Size: 0.1 mg

Store at 4C. Do not freeze.

www.novusbio.com



technical@novusbio.com

Protocols, Publications, Related Products, Reviews, Research Tools and Images at:
www.novusbio.com/NBP1-44521

Updated 10/23/2024 v.20.1

Earn rewards for product
reviews and publications.

Submit a publication at www.novusbio.com/publications

Submit a review at www.novusbio.com/reviews/destination/NBP1-44521



NBP1-44521

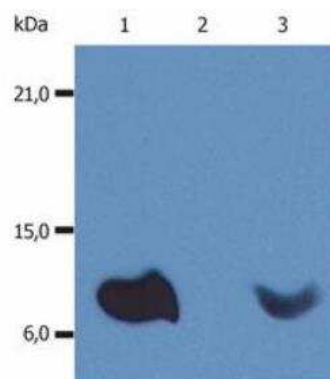
beta 2-Microglobulin Antibody (B2M-01) [Biotin]

Product Information	
Unit Size	0.1 mg
Concentration	1 mg/ml
Storage	Store at 4C. Do not freeze.
Clonality	Monoclonal
Clone	B2M-01
Preservative	0.9% Sodium Azide
Isotype	IgG2a
Conjugate	Biotin
Purity	Protein A purified
Buffer	PBS (pH 7.4)
Target Molecular Weight	12 kDa
Product Description	
Host	Mouse
Gene ID	567
Gene Symbol	B2M
Species	Human, Bovine (Negative), Canine (Negative), Chicken (Negative), Mouse (Negative), Rabbit (Negative)
Reactivity Notes	Weak positive staining was observed in peripheral blood lymphocytes of the monkey <i>Cercopithecus aethiops</i> .
Specificity/Sensitivity	The antibody B2M-01 reacts with beta2-microglobulin (beta2M) associated with cell-surface MHC Class I molecules and other membrane antigens as well as with soluble beta2-microglobulin. Beta2M is a 12 kDa Ig like glycoprotein expressed on lymphocytes, thymocytes, monocytes, granulocytes, platelets, endothelial cells and epithelial cells. It is absent on erythrocytes.
Immunogen	Purified human beta 2 Microglobulin (NM_004048.2).
Product Application Details	
Applications	Western Blot, ELISA, Flow Cytometry, Immunocytochemistry/ Immunofluorescence, Immunohistochemistry, Immunohistochemistry-Paraffin, Immunoprecipitation
Recommended Dilutions	Western Blot 1:100-1:2000, Flow Cytometry 1-2 ug/ml, ELISA 1:100-1:2000, Immunohistochemistry 1:10-1:500, Immunocytochemistry/ Immunofluorescence, Immunoprecipitation, Immunohistochemistry-Paraffin 1:10-1:500

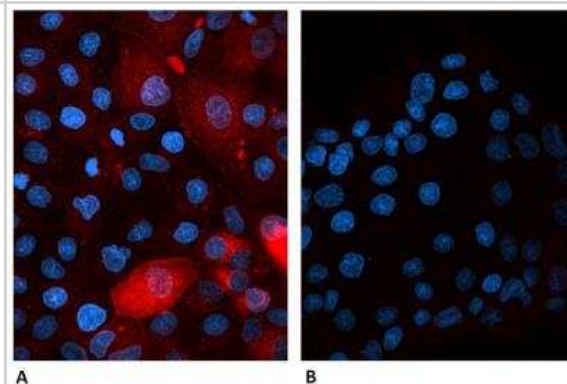


Images

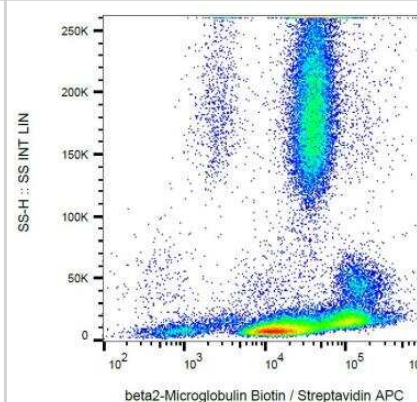
Western Blot: beta 2-Microglobulin Antibody (B2M-01) [Biotin] [NBP1-44521] - Analysis (non-reducing conditions) of whole cell lysate of various cell lines using anti-human beta-2-microglobulin (B2M-01). Lane 1: RAJI human Burkitt lymphoma cell line Lane 2: EL4 mouse lymphoblastic lymphoma cell line Lane 3: U937 human histiocytic lymphoma cell line



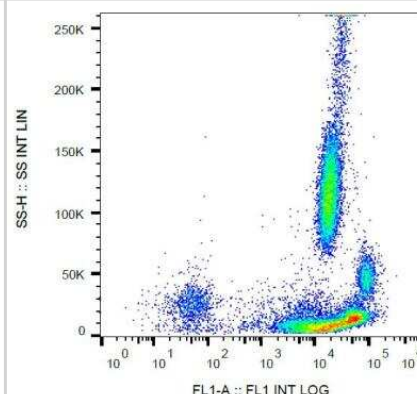
Immunocytochemistry/Immunofluorescence: beta 2-Microglobulin Antibody (B2M-01) [Biotin] [NBP1-44521] - Human beta-2-microglobulin-transfected canine cells labeled A) with B2M-01 antibody Alexa Fluor (R) 647 conjugate and B) with Alexa Fluor (R) 647 conjugated Mouse IgG2a Isotype Control . Cells were fixed with 4% PFA and permeabilized with 0.1% PBS-Tween20 containing 2% BSA. Antibody concentration 2ug/ml.



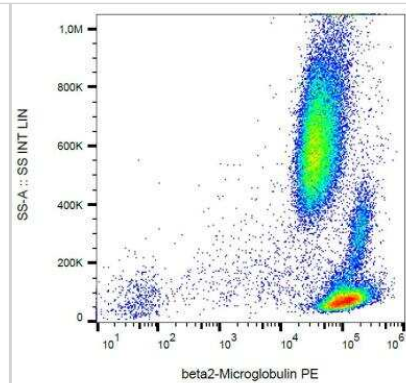
Flow Cytometry: beta 2-Microglobulin Antibody (B2M-01) [Biotin] [NBP1-44521] - Staining of beta-2-microglobulin in human peripheral blood with anti-beta-2-microglobulin (B2M-01) biotin.



Flow Cytometry: beta 2-Microglobulin Antibody (B2M-01) [Biotin] [NBP1-44521] - Staining of beta-2-microglobulin in human peripheral blood with anti-beta-2-microglobulin (B2M-01) FITC.



Flow Cytometry: beta 2-Microglobulin Antibody (B2M-01) [Biotin] [NBP1-44521] - Staining of beta-2-microglobulin in human peripheral blood with anti-beta-2-microglobulin (B2M-01) PerCP-CyTM5.5.





Novus Biologicals USA

10730 E. Briarwood Avenue
Centennial, CO 80112
USA
Phone: 303.730.1950
Toll Free: 1.888.506.6887
Fax: 303.730.1966
nb-customerservice@bio-techne.com

Bio-Techne Canada

21 Canmotor Ave
Toronto, ON M8Z 4E6
Canada
Phone: 905.827.6400
Toll Free: 855.668.8722
Fax: 905.827.6402
canada.inquires@bio-techne.com

Bio-Techne Ltd

19 Barton Lane
Abingdon Science Park
Abingdon, OX14 3NB, United Kingdom
Phone: (44) (0) 1235 529449
Free Phone: 0800 37 34 15
Fax: (44) (0) 1235 533420
info.EMEA@bio-techne.com

General Contact Information

www.novusbio.com
Technical Support: nb-technical@bio-techne.com
Orders: nb-customerservice@bio-techne.com
General: novus@novusbio.com

Products Related to NBP1-44521

NBP2-29370	Streptavidin Native Protein
IC003B	Mouse IgG2a Isotype Control (20102) [Biotin]
NBP1-50840-0.01mg	Recombinant Human beta 2-Microglobulin His Protein
210-TA-005	TNF-alpha [Unconjugated]

Limitations

This product is for research use only and is not approved for use in humans or in clinical diagnosis. Primary Antibodies are guaranteed for 1 year from date of receipt.

For more information on our 100% guarantee, please visit www.novusbio.com/guarantee

Earn gift cards/discounts by submitting a review: www.novusbio.com/reviews/submit/NBP1-44521

Earn gift cards/discounts by submitting a publication using this product:
www.novusbio.com/publications

