

Product Datasheet

Presenilin-1 Antibody - BSA Free NBP1-33611

Unit Size: 0.1 ml

Aliquot and store at -20C or -80C. Avoid freeze-thaw cycles.

www.novusbio.com



technical@novusbio.com

Protocols, Publications, Related Products, Reviews, Research Tools and Images at:
www.novusbio.com/NBP1-33611

Updated 9/9/2025 v.20.1

Earn rewards for product
reviews and publications.

Submit a publication at www.novusbio.com/publications

Submit a review at www.novusbio.com/reviews/destination/NBP1-33611



NBP1-33611

Presenilin-1 Antibody - BSA Free

Product Information

Unit Size	0.1 ml
Concentration	Concentrations vary lot to lot. See vial label for concentration. If unlisted please contact technical services.
Storage	Aliquot and store at -20C or -80C. Avoid freeze-thaw cycles.
Clonality	Polyclonal
Preservative	0.01% Thimerosal
Isotype	IgG
Purity	Antigen Affinity-purified
Buffer	0.1M Tris (pH 7), 0.1M Glycine, 10% Glycerol
Target Molecular Weight	53 kDa

Product Description

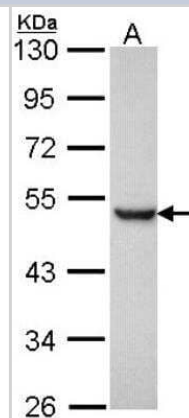
Description	Novus Biologicals Rabbit Presenilin-1 Antibody - BSA Free (NBP1-33611) is a polyclonal antibody validated for use in IHC, WB and ICC/IF. All Novus Biologicals antibodies are covered by our 100% guarantee.
Host	Rabbit
Gene ID	5663
Gene Symbol	PSEN1
Species	Human, Mouse
Immunogen	Carrier-protein conjugated synthetic peptide encompassing a sequence within the center region of human Presenilin-1. The exact sequence is proprietary.

Product Application Details

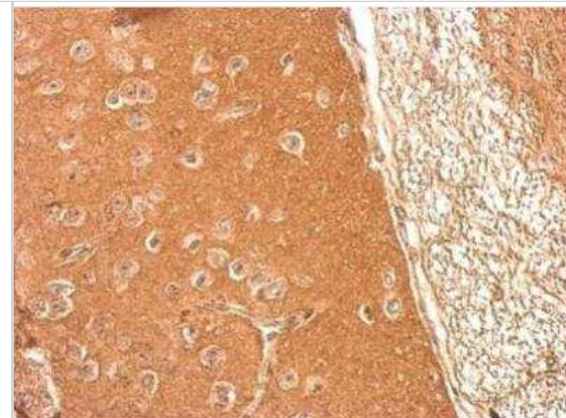
Applications	Western Blot, Immunohistochemistry-Paraffin, Immunocytochemistry/Immunofluorescence, Immunohistochemistry
Recommended Dilutions	Western Blot 1:500-1:3000, Immunohistochemistry 1:100-1:1000, Immunocytochemistry/ Immunofluorescence 1:100-1:1000, Immunohistochemistry-Paraffin 1:100-1:1000

Images

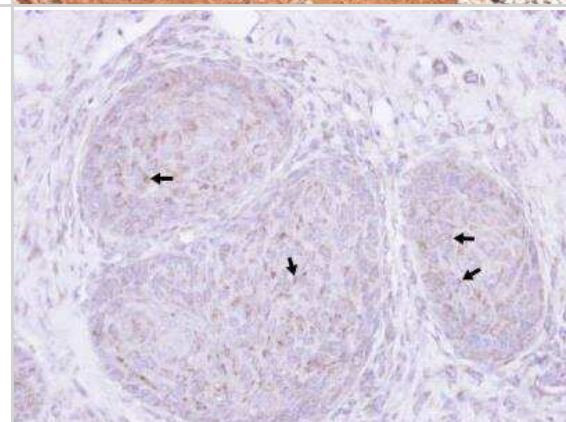
Western Blot: Presenilin-1 Antibody [NBP1-33611] - Sample (30 ug of whole cell lysate) A: Hela 10% SDS PAGE; antibody diluted at 1:1000.



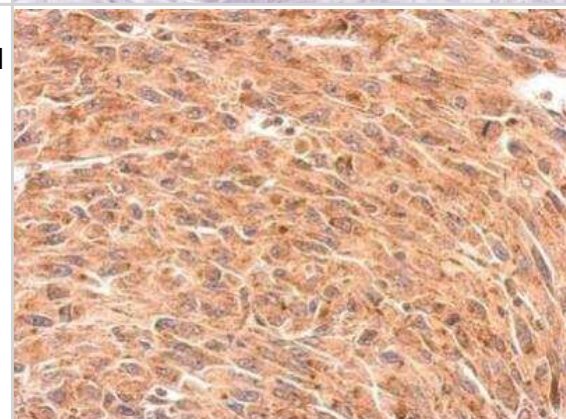
Immunohistochemistry-Paraffin: Presenilin-1 Antibody [NBP1-33611] - Paraffin-embedded mouse brain. Presenilin 1 antibody [C1C2], Internal dilution: 1:500.



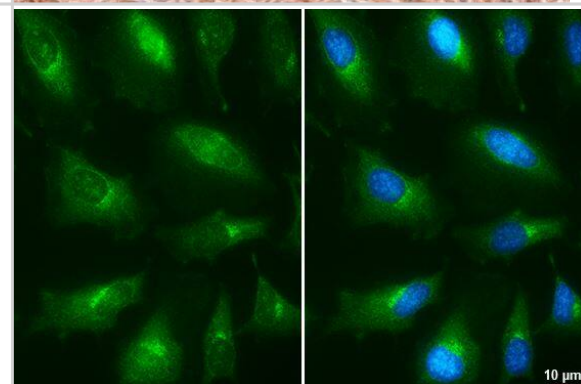
Immunohistochemistry-Paraffin: Presenilin-1 Antibody [NBP1-33611] - Paraffin-embedded Cal27 xenograft, using antibody at 1:100 dilution.



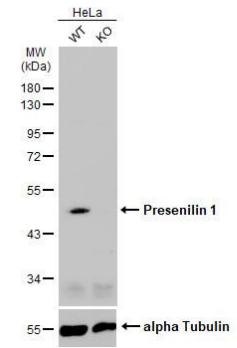
Immunohistochemistry-Paraffin: Presenilin-1 Antibody [NBP1-33611] - Paraffin-embedded U87 xenograft. Presenilin 1 antibody [C1C2], Internal dilution: 1:500.



Immunocytochemistry/Immunofluorescence: Presenilin-1 Antibody [NBP1-33611] - HeLa cells were fixed in ice-cold MeOH for 5 min. Green: Presenilin 1 stained by Presenilin 1 antibody [C1C2], Internal diluted at 1:500. Blue: Hoechst 33342 staining. Scale bar= 10 μ m.



Western Blot: Presenilin-1 Antibody [NBP1-33611] - Wild-type (WT) and Presenilin 1 knockout (KO) HeLa cell extracts (30 ug) were separated by 10% SDS-PAGE, and the membrane was blotted with Presenilin 1 antibody [C1C2], Internal diluted at 1:1000. The HRP-conjugated anti-rabbit IgG antibody was used to detect the primary antibody, and the signal was developed with Trident ECL plus-Enhanced.





Novus Biologicals USA

10730 E. Briarwood Avenue
Centennial, CO 80112
USA
Phone: 303.730.1950
Toll Free: 1.888.506.6887
Fax: 303.730.1966
nb-customerservice@bio-techne.com

Bio-Techne Canada

21 Canmotor Ave
Toronto, ON M8Z 4E6
Canada
Phone: 905.827.6400
Toll Free: 855.668.8722
Fax: 905.827.6402
canada.inquires@bio-techne.com

Bio-Techne Ltd

19 Barton Lane
Abingdon Science Park
Abingdon, OX14 3NB, United Kingdom
Phone: (44) (0) 1235 529449
Free Phone: 0800 37 34 15
Fax: (44) (0) 1235 533420
info.EMEA@bio-techne.com

General Contact Information

www.novusbio.com
Technical Support: nb-technical@bio-techne.com
Orders: nb-customerservice@bio-techne.com
General: novus@novusbio.com

Products Related to NBP1-33611

HAF008	Goat anti-Rabbit IgG Secondary Antibody [HRP]
NB7160	Goat anti-Rabbit IgG (H+L) Secondary Antibody [HRP]
NBP2-24891	Rabbit IgG Isotype Control
H00005663-Q01-10ug	Recombinant Human Presenilin-1 GST (N-Term) Protein

Limitations

This product is for research use only and is not approved for use in humans or in clinical diagnosis. Primary Antibodies are guaranteed for 1 year from date of receipt.

For more information on our 100% guarantee, please visit www.novusbio.com/guarantee

Earn gift cards/discounts by submitting a review: www.novusbio.com/reviews/submit/NBP1-33611

Earn gift cards/discounts by submitting a publication using this product:
www.novusbio.com/publications

