

Product Datasheet

FHL2 Antibody - BSA Free NBP1-33602

Unit Size: 0.1 ml

Aliquot and store at -20C or -80C. Avoid freeze-thaw cycles.

www.novusbio.com



technical@novusbio.com

Protocols, Publications, Related Products, Reviews, Research Tools and Images at:
www.novusbio.com/NBP1-33602

Updated 9/9/2025 v.20.1

Earn rewards for product
reviews and publications.

Submit a publication at www.novusbio.com/publications

Submit a review at www.novusbio.com/reviews/destination/NBP1-33602



NBP1-33602

FHL2 Antibody - BSA Free

Product Information

Unit Size	0.1 ml
Concentration	Concentrations vary lot to lot. See vial label for concentration. If unlisted please contact technical services.
Storage	Aliquot and store at -20C or -80C. Avoid freeze-thaw cycles.
Clonality	Polyclonal
Preservative	0.01% Thimerosal
Isotype	IgG
Purity	Antigen Affinity-purified
Buffer	0.1M Tris (pH 7), 0.1M Glycine, 10% Glycerol
Target Molecular Weight	32 kDa

Product Description

Description	Novus Biologicals Rabbit FHL2 Antibody - BSA Free (NBP1-33602) is a polyclonal antibody validated for use in IHC and WB. All Novus Biologicals antibodies are covered by our 100% guarantee.
Host	Rabbit
Gene ID	2274
Gene Symbol	FHL2
Species	Human, Mouse
Immunogen	Recombinant protein encompassing a sequence within the center region of human FHL2. The exact sequence is proprietary.

Product Application Details

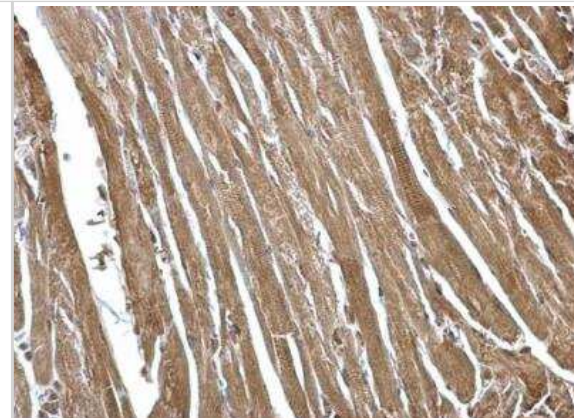
Applications	Western Blot, Immunohistochemistry-Paraffin, Immunohistochemistry
Recommended Dilutions	Western Blot 1:500-1:3000, Immunohistochemistry 1:100-1:1000, Immunohistochemistry-Paraffin 1:100-1:1000

Images

Immunohistochemistry-Paraffin: FHL2 Antibody [NBP1-33602] - Mouse muscle. FHL2 antibody dilution: 1:500. Antigen Retrieval: Trilogy™ (EDTA based, pH 8.0) buffer, 15min



Immunohistochemistry-Paraffin: FHL2 Antibody [NBP1-33602] - Mouse heart. FHL2 antibody dilution: 1:500. Antigen Retrieval: Trilogy™ (EDTA based, pH 8.0) buffer, 15min

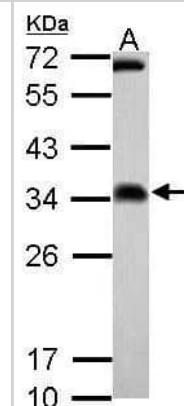


Western Blot: FHL2 Antibody [NBP1-33602] - Sample (30 ug of whole cell lysate)

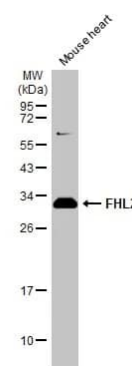
A: zebrafish heart

12% SDS PAGE

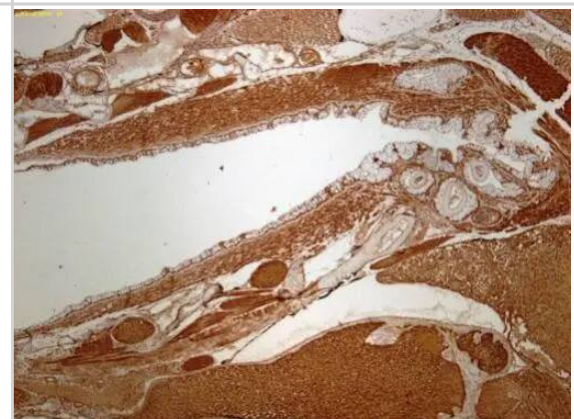
NBP1-33602 diluted at 1:1000



Western Blot: FHL2 Antibody [NBP1-33602] - Mouse tissue extract (50 ug) was separated by 12% SDS-PAGE, and the membrane was blotted with FHL2 antibody (NBP1-33602) diluted at 1:1000. The HRP-conjugated anti-rabbit IgG antibody was used to detect the primary antibody.



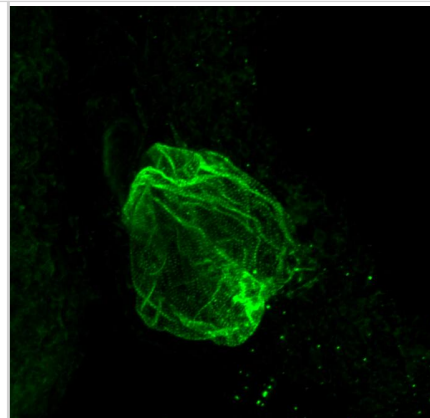
Immunohistochemistry: FHL2 Antibody [NBP1-33602] - Immunohistochemical analysis of paraffin-embedded zebrafish tissue, using FHL2 antibody (NBP1-33602) at 1:300 dilution.



Immunohistochemistry: FHL2 Antibody [NBP1-33602] - FHL2 antibody detects FHL2 protein on zebrafish by whole mount immunohistochemical analysis.

Sample: 2 days-post-fertilization zebrafish embryo.

FHL2 antibody (NBP1-33602) dilution: 1:100.



Immunohistochemistry: FHL2 Antibody [NBP1-33602] - Immunohistochemical analysis (whole mount) of zebrafish embryo, using FHL2 antibody (NBP1-33602) at 1:200 dilution.





Novus Biologicals USA

10730 E. Briarwood Avenue
Centennial, CO 80112
USA
Phone: 303.730.1950
Toll Free: 1.888.506.6887
Fax: 303.730.1966
nb-customerservice@bio-techne.com

Bio-Techne Canada

21 Canmotor Ave
Toronto, ON M8Z 4E6
Canada
Phone: 905.827.6400
Toll Free: 855.668.8722
Fax: 905.827.6402
canada.inquires@bio-techne.com

Bio-Techne Ltd

19 Barton Lane
Abingdon Science Park
Abingdon, OX14 3NB, United Kingdom
Phone: (44) (0) 1235 529449
Free Phone: 0800 37 34 15
Fax: (44) (0) 1235 533420
info.EMEA@bio-techne.com

General Contact Information

www.novusbio.com
Technical Support: nb-technical@bio-techne.com
Orders: nb-customerservice@bio-techne.com
General: novus@novusbio.com

Products Related to NBP1-33602

HAF008	Goat anti-Rabbit IgG Secondary Antibody [HRP]
NB7160	Goat anti-Rabbit IgG (H+L) Secondary Antibody [HRP]
NBP2-24891	Rabbit IgG Isotype Control
NBP2-51868-0.1mg	Recombinant Human FHL2 His Protein

Limitations

This product is for research use only and is not approved for use in humans or in clinical diagnosis. Primary Antibodies are guaranteed for 1 year from date of receipt.

For more information on our 100% guarantee, please visit www.novusbio.com/guarantee

Earn gift cards/discounts by submitting a review: www.novusbio.com/reviews/submit/NBP1-33602

Earn gift cards/discounts by submitting a publication using this product:
www.novusbio.com/publications

