

Product Datasheet

NF2/Merlin Antibody NBP1-33531

Unit Size: 100 ul

Aliquot and store at -20C or -80C. Avoid freeze-thaw cycles.

www.novusbio.com



technical@novusbio.com

Protocols, Publications, Related Products, Reviews, Research Tools and Images at:
www.novusbio.com/NBP1-33531

Updated 6/8/2021 v.20.1

Earn rewards for product
reviews and publications.

Submit a publication at www.novusbio.com/publications

Submit a review at www.novusbio.com/reviews/destination/NBP1-33531



NBP1-33531

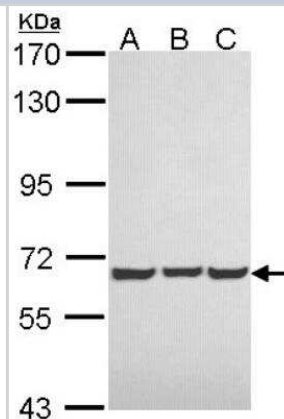
NF2/Merlin Antibody

Product Information	
Unit Size	100 ul
Concentration	Concentrations vary lot to lot. See vial label for concentration. If unlisted please contact technical services.
Storage	Aliquot and store at -20C or -80C. Avoid freeze-thaw cycles.
Clonality	Polyclonal
Preservative	0.01% Thimerosal
Isotype	IgG
Purity	Immunogen affinity purified
Buffer	0.1M Tris (pH 7), 0.1M Glycine, 10% Glycerol
Target Molecular Weight	70 kDa
Product Description	
Host	Rabbit
Gene ID	4771
Gene Symbol	NF2
Species	Human, Mouse, Rat
Reactivity Notes	Xenopus laevis (92%).
Immunogen	Recombinant protein encompassing a sequence within the center region of human Neurofibromin 2. The exact sequence is proprietary.
Product Application Details	
Applications	Western Blot, Immunohistochemistry, Immunohistochemistry-Paraffin
Recommended Dilutions	Western Blot 1:1000-1:10000, Immunohistochemistry 1:100-1:1000, Immunohistochemistry-Paraffin 1:100-1:1000

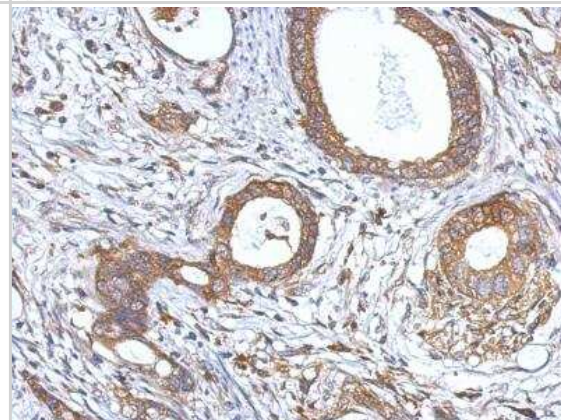


Images

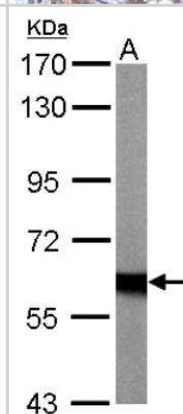
Western Blot: NF2/Merlin Antibody [NBP1-33531] - Sample (30 ug of whole cell lysate) A: A431 B: H1299 C: Hela 7.5% SDS PAGE diluted at 1:1000



Immunohistochemistry-Paraffin: NF2/Merlin Antibody [NBP1-33531] - Paraffin-embedded Gastric ca, using antibody at 1:500 dilution.



Western Blot: NF2/Merlin Antibody [NBP1-33531] - Sample (20 ug of whole cell lysate) A: mouse brain 7.5% SDS PAGE diluted at 1:10000



Immunohistochemistry-Paraffin: NF2/Merlin Antibody [NBP1-33531] - Paraffin-embedded RT2 xenograft, using Neurofibromin 2 antibody at 1:500 dilution.





Novus Biologicals USA

10730 E. Briarwood Avenue
Centennial, CO 80112
USA
Phone: 303.730.1950
Toll Free: 1.888.506.6887
Fax: 303.730.1966
nb-customerservice@bio-techne.com

Bio-Techne Canada

21 Canmotor Ave
Toronto, ON M8Z 4E6
Canada
Phone: 905.827.6400
Toll Free: 855.668.8722
Fax: 905.827.6402
canada.inquires@bio-techne.com

Bio-Techne Ltd

19 Barton Lane
Abingdon Science Park
Abingdon, OX14 3NB, United Kingdom
Phone: (44) (0) 1235 529449
Free Phone: 0800 37 34 15
Fax: (44) (0) 1235 533420
info.EMEA@bio-techne.com

General Contact Information

www.novusbio.com
Technical Support: nb-technical@bio-techne.com
Orders: nb-customerservice@bio-techne.com
General: novus@novusbio.com

Limitations

This product is for research use only and is not approved for use in humans or in clinical diagnosis. Primary Antibodies are guaranteed for 1 year from date of receipt.

For more information on our 100% guarantee, please visit www.novusbio.com/guarantee

Earn gift cards/discounts by submitting a review: www.novusbio.com/reviews/submit/NBP1-33531

Earn gift cards/discounts by submitting a publication using this product:
www.novusbio.com/publications

