

# Product Datasheet

## SHP-2/PTPN11 Antibody - BSA Free NBP1-33064

Unit Size: 0.1 ml

Aliquot and store at -20C or -80C. Avoid freeze-thaw cycles.

[www.novusbio.com](http://www.novusbio.com)



[technical@novusbio.com](mailto:technical@novusbio.com)

Protocols, Publications, Related Products, Reviews, Research Tools and Images at:  
[www.novusbio.com/NBP1-33064](http://www.novusbio.com/NBP1-33064)

Updated 9/9/2025 v.20.1

Earn rewards for product  
reviews and publications.

Submit a publication at [www.novusbio.com/publications](http://www.novusbio.com/publications)

Submit a review at [www.novusbio.com/reviews/destination/NBP1-33064](http://www.novusbio.com/reviews/destination/NBP1-33064)



**NBP1-33064**

SHP-2/PTPN11 Antibody - BSA Free

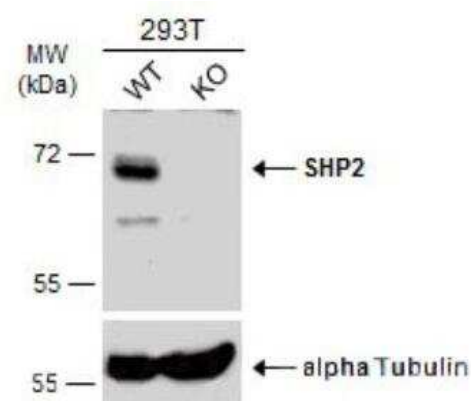
Product Information	
Unit Size	0.1 ml
Concentration	Concentrations vary lot to lot. See vial label for concentration. If unlisted please contact technical services.
Storage	Aliquot and store at -20C or -80C. Avoid freeze-thaw cycles.
Clonality	Polyclonal
Preservative	0.025% Proclin 300
Isotype	IgG
Purity	Antigen Affinity-purified
Buffer	PBS (pH 7), 20% Glycerol
Target Molecular Weight	68 kDa

Product Description	
Description	Novus Biologicals Knockout (KO) Validated Rabbit SHP-2/PTPN11 Antibody - BSA Free (NBP1-33064) is a polyclonal antibody validated for use in IHC and WB. All Novus Biologicals antibodies are covered by our 100% guarantee.
Host	Rabbit
Gene ID	5781
Gene Symbol	PTPN11
Species	Human, Mouse, Rat
Reactivity Notes	Xenopus laevis (95%).
Immunogen	Recombinant protein encompassing a sequence within the C-terminus region of human SHP-2/PTPN11. The exact sequence is proprietary.

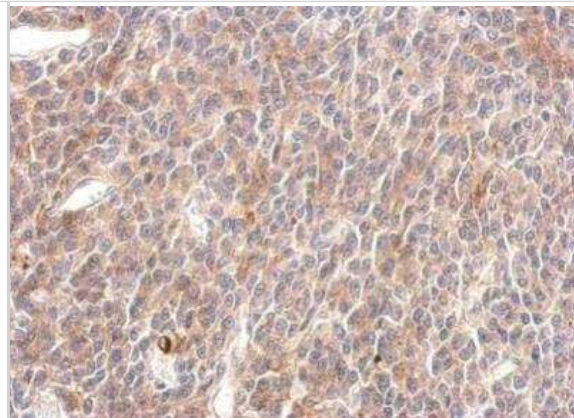
Product Application Details	
Applications	Western Blot, Immunohistochemistry-Paraffin, Immunohistochemistry, Knockout Validated
Recommended Dilutions	Western Blot 1:500-1:3000, Immunohistochemistry 1:100-1:1000, Immunohistochemistry-Paraffin 1:100-1:1000, Knockout Validated

**Images**

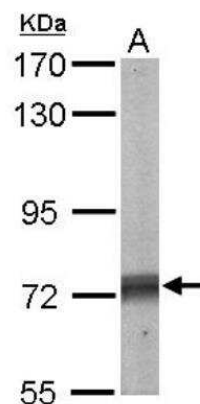
Western Blot: SHP-2/PTPN11 Antibody [NBP1-33064] - Wild-type (WT) and SHP2 knockout (KO) 293T cell extracts (30 ug) were separated by 7.5% SDS-PAGE, and the membrane was blotted with SHP-2 antibody diluted at 1:500. HRP-conjugated anti-rabbit IgG antibody was used to detect the primary antibody




Immunohistochemistry-Paraffin: SHP-2/PTPN11 Antibody [NBP1-33064]  
- Paraffin-embedded BT483 xenograft. SHP2 antibody dilution: 1:500.



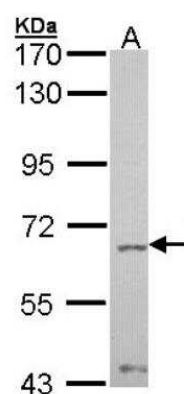
Western Blot: SHP-2/PTPN11 Antibody [NBP1-33064] - Sample (50 ug of whole cell lysate) A: Mouse brain 7. 5% SDS PAGE, antibody diluted at 1:500.



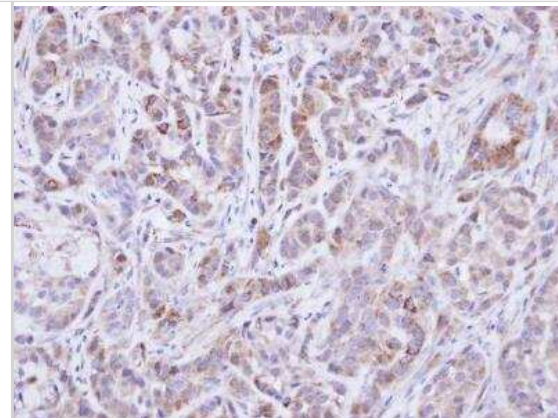
Western Blot: SHP-2/PTPN11 Antibody [NBP1-33064] - 50 ug rat brain lysate/extract 7. 5 % SDS-PAGE gel, antibody dilution 1:1000.



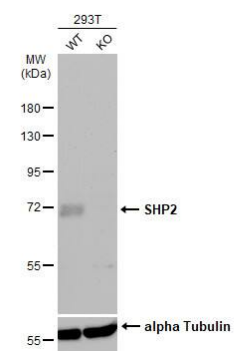
Western Blot: SHP-2/PTPN11 Antibody [NBP1-33064] - Sample (30 ug of whole cell lysate) A: HeLa 7.5% SDS PAGE; antibody diluted at 1:1000.



Immunohistochemistry-Paraffin: SHP-2/PTPN11 Antibody [NBP1-33064]  
- Paraffin-embedded A549 xenograft, using antibody at 1:500 dilution.



Western Blot: SHP-2/PTPN11 Antibody [NBP1-33064] - Wild-type (WT) and SHP2 knockout (KO) 293T cell extracts (30 ug) were separated by 7.5% SDS-PAGE, and the membrane was blotted with SHP2 antibody diluted at 1:500. The HRP-conjugated anti-rabbit IgG antibody was used to detect the primary antibody.





### **Novus Biologicals USA**

10730 E. Briarwood Avenue  
Centennial, CO 80112  
USA  
Phone: 303.730.1950  
Toll Free: 1.888.506.6887  
Fax: 303.730.1966  
nb-customerservice@bio-techne.com

### **Bio-Techne Canada**

21 Canmotor Ave  
Toronto, ON M8Z 4E6  
Canada  
Phone: 905.827.6400  
Toll Free: 855.668.8722  
Fax: 905.827.6402  
canada.inquires@bio-techne.com

### **Bio-Techne Ltd**

19 Barton Lane  
Abingdon Science Park  
Abingdon, OX14 3NB, United Kingdom  
Phone: (44) (0) 1235 529449  
Free Phone: 0800 37 34 15  
Fax: (44) (0) 1235 533420  
info.EMEA@bio-techne.com

### **General Contact Information**

www.novusbio.com  
Technical Support: nb-technical@bio-techne.com  
Orders: nb-customerservice@bio-techne.com  
General: novus@novusbio.com

### **Products Related to NBP1-33064**

---

HAF008	Goat anti-Rabbit IgG Secondary Antibody [HRP]
NB7160	Goat anti-Rabbit IgG (H+L) Secondary Antibody [HRP]
NBP2-24891	Rabbit IgG Isotype Control
236-EG-200	EGF [Unconjugated]

---

### **Limitations**

This product is for research use only and is not approved for use in humans or in clinical diagnosis. Primary Antibodies are guaranteed for 1 year from date of receipt.

For more information on our 100% guarantee, please visit [www.novusbio.com/guarantee](http://www.novusbio.com/guarantee)

Earn gift cards/discounts by submitting a review: [www.novusbio.com/reviews/submit/NBP1-33064](http://www.novusbio.com/reviews/submit/NBP1-33064)

Earn gift cards/discounts by submitting a publication using this product:  
[www.novusbio.com/publications](http://www.novusbio.com/publications)

