

# Product Datasheet

## CARD10 Antibody - BSA Free

### NBP1-33042

Unit Size: 100 ul

Aliquot and store at -20C or -80C. Avoid freeze-thaw cycles.

[www.novusbio.com](http://www.novusbio.com)



[technical@novusbio.com](mailto:technical@novusbio.com)

#### Publications: 2

Protocols, Publications, Related Products, Reviews, Research Tools and Images at:  
[www.novusbio.com/NBP1-33042](http://www.novusbio.com/NBP1-33042)

Updated 9/9/2025 v.20.1

Earn rewards for product  
reviews and publications.

Submit a publication at [www.novusbio.com/publications](http://www.novusbio.com/publications)

Submit a review at [www.novusbio.com/reviews/destination/NBP1-33042](http://www.novusbio.com/reviews/destination/NBP1-33042)



**NBP1-33042**

CARD10 Antibody - BSA Free

**Product Information**

<b>Unit Size</b>	100 ul
<b>Concentration</b>	Concentrations vary lot to lot. See vial label for concentration. If unlisted please contact technical services.
<b>Storage</b>	Aliquot and store at -20C or -80C. Avoid freeze-thaw cycles.
<b>Clonality</b>	Polyclonal
<b>Preservative</b>	0.025% Proclin 300
<b>Isotype</b>	IgG
<b>Purity</b>	Immunogen affinity purified
<b>Buffer</b>	PBS, 20% Glycerol
<b>Target Molecular Weight</b>	116 kDa

**Product Description**

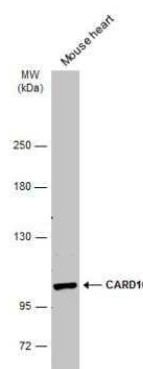
<b>Description</b>	Novus Biologicals Rabbit CARD10 Antibody - BSA Free (NBP1-33042) is a polyclonal antibody validated for use in IHC, WB and ICC/IF. Anti-CARD10 Antibody: Cited in 2 publications. All Novus Biologicals antibodies are covered by our 100% guarantee.
<b>Host</b>	Rabbit
<b>Gene ID</b>	29775
<b>Gene Symbol</b>	CARD10
<b>Species</b>	Human, Mouse
<b>Immunogen</b>	Recombinant protein encompassing a sequence within the center region of human CARD10. The exact sequence is proprietary.

**Product Application Details**

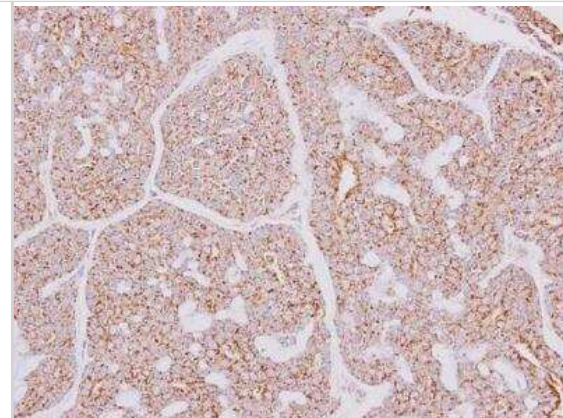
<b>Applications</b>	Western Blot, Immunohistochemistry-Paraffin, Immunocytochemistry/Immunofluorescence, Immunohistochemistry, Immunohistochemistry-Frozen
<b>Recommended Dilutions</b>	Western Blot 1:500-1:3000, Immunohistochemistry 1:100-1:1000, Immunocytochemistry/ Immunofluorescence Reported in scientific literature (PMID: 21078624), Immunohistochemistry-Paraffin 1:100-1:1000, Immunohistochemistry-Frozen Assay dependent

**Images**

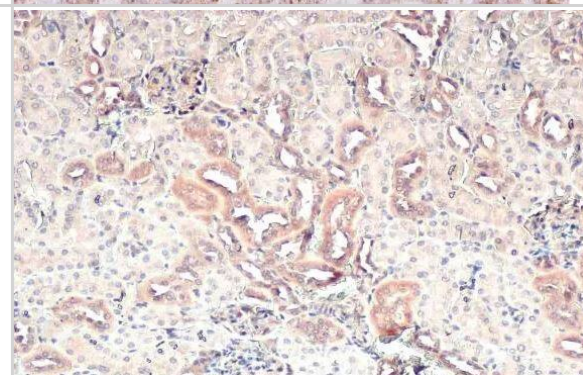
Western Blot: CARD10 Antibody [NBP1-33042] - Mouse tissue extract (50 ug) was separated by 5% SDS-PAGE, and the membrane was blotted with CARD10 antibody diluted at 1:500. The HRP-conjugated anti-rabbit IgG antibody (NBP2-19301) was used to detect the primary antibody, and the signal was developed with Trident ECL plus-Enhanced.



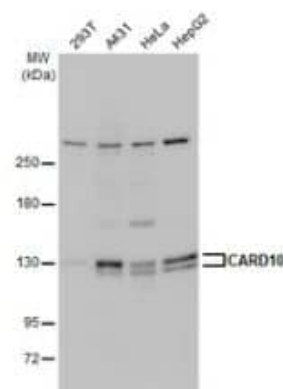
Immunohistochemistry-Paraffin: CARD10 Antibody [NBP1-33042] - Human breast carcinoma. CARD10 antibody [N2C1], Internal diluted at 1:250. Antigen Retrieval: Trilogy™ (EDTA based, pH 8.0) buffer, 15min.



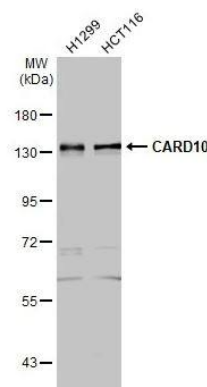
Immunohistochemistry-Paraffin: CARD10 Antibody [NBP1-33042] - Mouse kidney. CARD10 stained by CARD10 antibody [N2C1], Internal diluted at 1:500. Antigen Retrieval: Citrate buffer, pH 6.0, 15 min



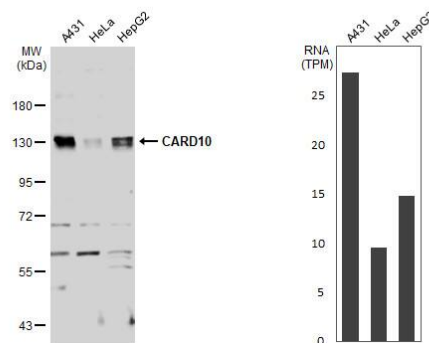
Western Blot: CARD10 Antibody [NBP1-33042] - Various whole cell extracts (30 µg) were separated by 5% SDS-PAGE, and the membrane was blotted with CARD10 antibody [N2C1], Internal diluted at 1:3000. The HRP-conjugated anti-rabbit IgG antibody (NBP2-19301) was used to detect the primary antibody.



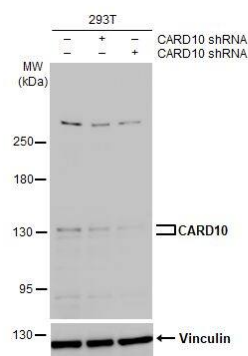
Western Blot: CARD10 Antibody [NBP1-33042] - Various whole cell extracts (30 µg) were separated by 7.5% SDS-PAGE, and the membrane was blotted with CARD10 antibody [N2C1], Internal diluted at 1:1000. The HRP-conjugated anti-rabbit IgG antibody (NBP2-19301) was used to detect the primary antibody.



Western Blot: CARD10 Antibody [NBP1-33042] - Various whole cell extracts (30 ug) were separated by 7.5% SDS-PAGE, and the membrane was blotted with CARD10 antibody [N2C1], Internal diluted at 1:1000. The HRP-conjugated anti-rabbit IgG antibody was used to detect the primary antibody. Corresponding RNA expression data for the same cell lines are based on Human Protein Atlas program.



Western Blot: CARD10 Antibody [NBP1-33042] - Non-transfected (-) and transfected (+) 293T whole cell extracts (30 ug) were separated by 5% SDS-PAGE, and the membrane was blotted with CARD10 antibody [N2C1], Internal diluted at 1:1000. The HRP-conjugated anti-rabbit IgG antibody was used to detect the primary antibody.



## Publications

Zhao Y, Yang J, Liu J et al. Inhibition of Polo-like kinase 4 induces mitotic defects and DNA damage in diffuse large B-cell lymphoma Cell death & disease 2021-06-23 [PMID: 34162828] (WB, Human)

Kahle JJ, Gulbahce N, Shaw CA et al. Comparison of an expanded ataxia interactome with patient medical records reveals a relationship between macular degeneration and ataxia. Hum Mol Genet 2011-02-01 [PMID: 21078624] (ICC/IF, Mouse)



### **Novus Biologicals USA**

10730 E. Briarwood Avenue  
Centennial, CO 80112  
USA  
Phone: 303.730.1950  
Toll Free: 1.888.506.6887  
Fax: 303.730.1966  
nb-customerservice@bio-techne.com

### **Bio-Techne Canada**

21 Canmotor Ave  
Toronto, ON M8Z 4E6  
Canada  
Phone: 905.827.6400  
Toll Free: 855.668.8722  
Fax: 905.827.6402  
canada.inquires@bio-techne.com

### **Bio-Techne Ltd**

19 Barton Lane  
Abingdon Science Park  
Abingdon, OX14 3NB, United Kingdom  
Phone: (44) (0) 1235 529449  
Free Phone: 0800 37 34 15  
Fax: (44) (0) 1235 533420  
info.EMEA@bio-techne.com

### **General Contact Information**

www.novusbio.com  
Technical Support: nb-technical@bio-techne.com  
Orders: nb-customerservice@bio-techne.com  
General: novus@novusbio.com

### **Products Related to NBP1-33042**

---

HAF008	Goat anti-Rabbit IgG Secondary Antibody [HRP]
NB7160	Goat anti-Rabbit IgG (H+L) Secondary Antibody [HRP]
NBP2-24891	Rabbit IgG Isotype Control
NBP2-55720PEP	CARD10 Recombinant Protein Antigen

---

### **Limitations**

This product is for research use only and is not approved for use in humans or in clinical diagnosis. Primary Antibodies are guaranteed for 1 year from date of receipt.

For more information on our 100% guarantee, please visit [www.novusbio.com/guarantee](http://www.novusbio.com/guarantee)

Earn gift cards/discounts by submitting a review: [www.novusbio.com/reviews/submit/NBP1-33042](http://www.novusbio.com/reviews/submit/NBP1-33042)

Earn gift cards/discounts by submitting a publication using this product:  
[www.novusbio.com/publications](http://www.novusbio.com/publications)

