

# Product Datasheet

## Polypeptide GalNac Transferase 7/GALNT7 Antibody - BSA Free NBP1-32491

Unit Size: 100 ul

Aliquot and store at -20C or -80C. Avoid freeze-thaw cycles.

[www.novusbio.com](http://www.novusbio.com)



[technical@novusbio.com](mailto:technical@novusbio.com)

### Publications: 1

Protocols, Publications, Related Products, Reviews, Research Tools and Images at:  
[www.novusbio.com/NBP1-32491](http://www.novusbio.com/NBP1-32491)

Updated 9/9/2025 v.20.1

Earn rewards for product reviews and publications.

Submit a publication at [www.novusbio.com/publications](http://www.novusbio.com/publications)

Submit a review at [www.novusbio.com/reviews/destination/NBP1-32491](http://www.novusbio.com/reviews/destination/NBP1-32491)



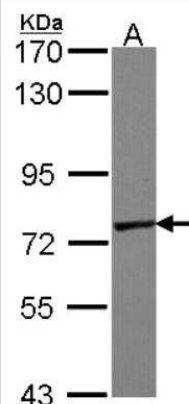
**NBP1-32491****Polypeptide GalNac Transferase 7/GALNT7 Antibody - BSA Free**

<b>Product Information</b>	
<b>Unit Size</b>	100 ul
<b>Concentration</b>	Concentrations vary lot to lot. See vial label for concentration. If unlisted please contact technical services.
<b>Storage</b>	Aliquot and store at -20C or -80C. Avoid freeze-thaw cycles.
<b>Clonality</b>	Polyclonal
<b>Preservative</b>	0.01% Thimerosal
<b>Isotype</b>	IgG
<b>Purity</b>	Antigen Affinity-purified
<b>Buffer</b>	0.1M Tris (pH 7), 0.1M Glycine, 10% Glycerol
<b>Target Molecular Weight</b>	75 kDa
<b>Product Description</b>	
<b>Description</b>	Novus Biologicals Rabbit Polypeptide GalNac Transferase 7/GALNT7 Antibody - BSA Free (NBP1-32491) is a polyclonal antibody validated for use in IHC, WB and ICC/IF. Anti-Polypeptide GalNac Transferase 7/GALNT7 Antibody: Cited in 1 publication. All Novus Biologicals antibodies are covered by our 100% guarantee.
<b>Host</b>	Rabbit
<b>Gene ID</b>	51809
<b>Gene Symbol</b>	GALNT7
<b>Species</b>	Human, Mouse, Rat
<b>Reactivity Notes</b>	Immunogen displays the following percentage of sequence identity for non-tested species: Zebrafish (82%), Xenopus laevis (84%).
<b>Immunogen</b>	Recombinant protein encompassing a sequence within the center region of human Polypeptide GalNac Transferase 7/GALNT7. The exact sequence is proprietary.
<b>Product Application Details</b>	
<b>Applications</b>	Western Blot, Immunohistochemistry-Paraffin, Immunocytochemistry/Immunofluorescence, Immunohistochemistry
<b>Recommended Dilutions</b>	Western Blot 1:5000-1:20000, Immunohistochemistry 10 - 1:500, Immunocytochemistry/ Immunofluorescence 1:100-1:1000, Immunohistochemistry-Paraffin 1:100-1:1000

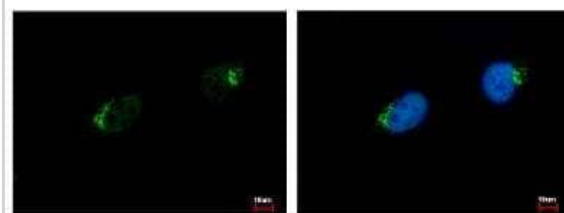


## Images

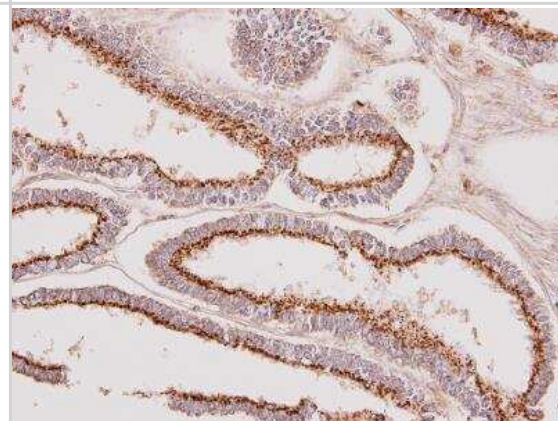
Western Blot: Polypeptide GalNac Transferase 7/GALNT7 Antibody [NBP1-32491] - Sample (30 ug of whole cell lysate) A: A431 7. 5% SDS PAGE; antibody diluted at 1:10000.



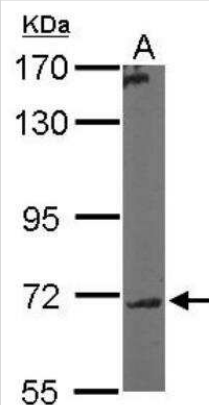
Immunocytochemistry/Immunofluorescence: Polypeptide GalNac Transferase 7/GALNT7 Antibody [NBP1-32491] - Sample: HeLa cells were fixed in 4% paraformaldehyde at RT for 15 min. Green: GALNT7 protein stained by GALNT7 antibody diluted at 1:500. Blue: Hoechst 33343 staining.



Immunohistochemistry-Paraffin: Polypeptide GalNac Transferase 7/GALNT7 Antibody [NBP1-32491] - Paraffin-embedded Endometrial CA, using antibody at 1:100 dilution.



Western Blot: Polypeptide GalNac Transferase 7/GALNT7 Antibody [NBP1-32491] - Sample (50 ug of whole cell lysate) A: Mouse brain 7. 5% SDS PAGE; antibody diluted at 1:5000.



## Publications

Dell'Anno I, Barbarino M, Barone E et al. EIF4G1 and RAN as Possible Drivers for Malignant Pleural Mesothelioma Int J Mol Sci 2020-07-09 [PMID: 32659970] (WB, Human)



### **Novus Biologicals USA**

10730 E. Briarwood Avenue  
Centennial, CO 80112  
USA  
Phone: 303.730.1950  
Toll Free: 1.888.506.6887  
Fax: 303.730.1966  
nb-customerservice@bio-techne.com

### **Bio-Techne Canada**

21 Canmotor Ave  
Toronto, ON M8Z 4E6  
Canada  
Phone: 905.827.6400  
Toll Free: 855.668.8722  
Fax: 905.827.6402  
canada.inquires@bio-techne.com

### **Bio-Techne Ltd**

19 Barton Lane  
Abingdon Science Park  
Abingdon, OX14 3NB, United Kingdom  
Phone: (44) (0) 1235 529449  
Free Phone: 0800 37 34 15  
Fax: (44) (0) 1235 533420  
info.EMEA@bio-techne.com

### **General Contact Information**

www.novusbio.com  
Technical Support: nb-technical@bio-techne.com  
Orders: nb-customerservice@bio-techne.com  
General: novus@novusbio.com

### **Products Related to NBP1-32491**

---

HAF008	Goat anti-Rabbit IgG Secondary Antibody [HRP]
NB7160	Goat anti-Rabbit IgG (H+L) Secondary Antibody [HRP]
NBP2-24891	Rabbit IgG Isotype Control
NBP2-39054PEP	Polypeptide GalNac Transferase 7/GALNT7 Recombinant Protein Antigen

---

### **Limitations**

This product is for research use only and is not approved for use in humans or in clinical diagnosis. Primary Antibodies are guaranteed for 1 year from date of receipt.

For more information on our 100% guarantee, please visit [www.novusbio.com/guarantee](http://www.novusbio.com/guarantee)

Earn gift cards/discounts by submitting a review: [www.novusbio.com/reviews/submit/NBP1-32491](http://www.novusbio.com/reviews/submit/NBP1-32491)

Earn gift cards/discounts by submitting a publication using this product:  
[www.novusbio.com/publications](http://www.novusbio.com/publications)

