

Product Datasheet

NDUFB5 Antibody - BSA Free

NBP1-31684

Unit Size: 0.1 ml

Aliquot and store at -20C or -80C. Avoid freeze-thaw cycles.

www.novusbio.com



technical@novusbio.com

Protocols, Publications, Related Products, Reviews, Research Tools and Images at:
www.novusbio.com/NBP1-31684

Updated 9/9/2025 v.20.1

Earn rewards for product
reviews and publications.

Submit a publication at www.novusbio.com/publications

Submit a review at www.novusbio.com/reviews/destination/NBP1-31684



NBP1-31684

NDUFB5 Antibody - BSA Free

Product Information

Unit Size	0.1 ml
Concentration	Concentrations vary lot to lot. See vial label for concentration. If unlisted please contact technical services.
Storage	Aliquot and store at -20C or -80C. Avoid freeze-thaw cycles.
Clonality	Polyclonal
Preservative	0.01% Thimerosal
Isotype	IgG
Purity	Antigen Affinity-purified
Buffer	0.1M Tris (pH 7), 0.1M Glycine, 10% Glycerol

Product Description

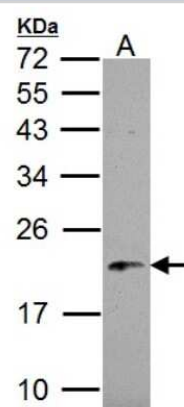
Description	Novus Biologicals Rabbit NDUFB5 Antibody - BSA Free (NBP1-31684) is a polyclonal antibody validated for use in IHC, WB and ICC/IF. All Novus Biologicals antibodies are covered by our 100% guarantee.
Host	Rabbit
Gene ID	4711
Gene Symbol	NDUFB5
Species	Human, Mouse, Rat
Reactivity Notes	Immunogen displays the following percentage of sequence identity for non-tested species: Rhesus Monkey (100%) and Chimpanzee (100%).
Immunogen	Carrier-protein conjugated synthetic peptide encompassing a sequence within the C-terminus region of human NDUFB5. The exact sequence is proprietary.

Product Application Details

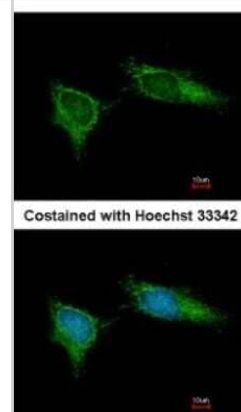
Applications	Western Blot, Immunohistochemistry-Paraffin, Immunocytochemistry/Immunofluorescence, Immunohistochemistry, Immunohistochemistry-Frozen (Negative)
Recommended Dilutions	Western Blot 1:500-1:3000, Immunohistochemistry 10 - 1:500, Immunocytochemistry/ Immunofluorescence 1:100-1:1000, Immunohistochemistry-Paraffin 1:100-1:1000, Immunohistochemistry-Frozen (Negative)

Images

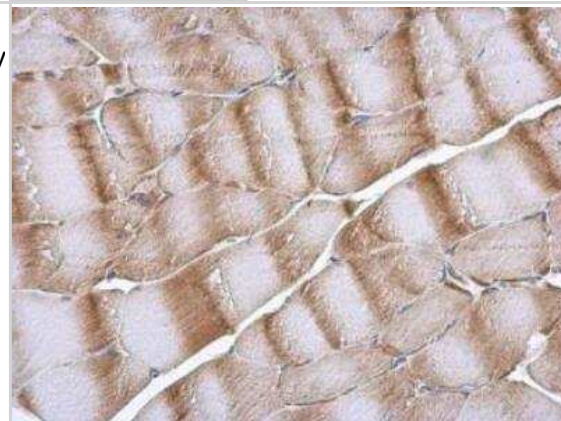
Western Blot: NDUFB5 Antibody [NBP1-31684] - A. 30 ug 293T whole cell lysate/extract 12 % SDS-PAGE gel, antibody dilution 1:1000.




Immunocytochemistry/Immunofluorescence: NDUF5 Antibody [NBP1-31684] - Analysis of methanol-fixed HeLa, using antibody at 1:200 dilution.




Immunohistochemistry-Paraffin: NDUF5 Antibody [NBP1-31684] - NDUF5 antibody detects NDUF5 protein at cytoplasm in rat muscle by immunohistochemical analysis. Sample: Paraffin-embedded rat muscle. NDUF5 antibody diluted at 1:500. Antigen Retrieval: Citrate buffer, pH 6.0, 15 min



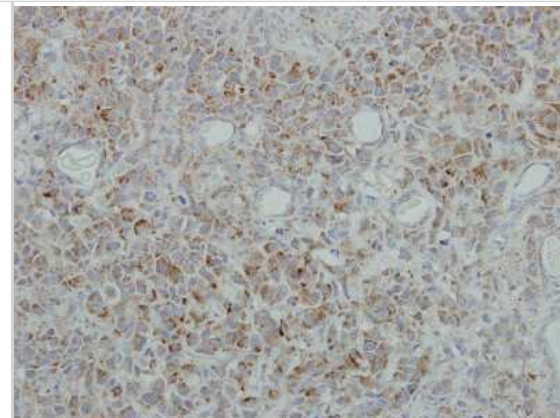
Western Blot: NDUF5 Antibody [NBP1-31684] - (30 ug of whole cell lysate) A: Molt-4 12% SDS PAGE diluted at 1:1000



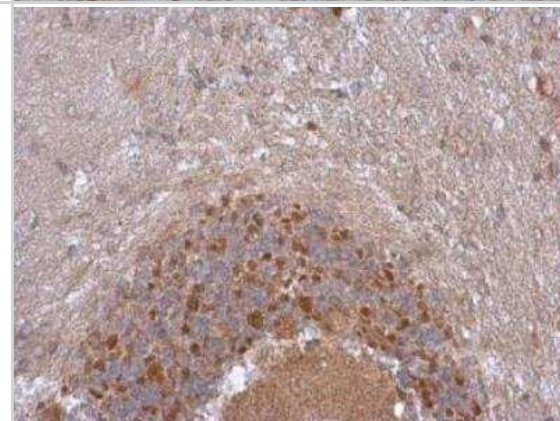
Western Blot: NDUF5 Antibody [NBP1-31684] - 50 ug mouse brain lysate/extract 12 % SDS-PAGE gel, antibody dilution 1:1000.



Immunohistochemistry-Paraffin: NDUFB5 Antibody [NBP1-31684] - Paraffin-embedded HBL435 xenograft, using antibody at 1:500 dilution.



Immunohistochemistry-Frozen (Negative): NDUFB5 Antibody [NBP1-31684] - NDUFB5 antibody detects NDUFB5 protein at cytoplasm in rat brain by immunohistochemical analysis. Sample: Paraffin-embedded rat brain. NDUFB5 antibody diluted at 1:500. Antigen Retrieval: Citrate buffer, pH 6.0, 15 min





Novus Biologicals USA

10730 E. Briarwood Avenue
Centennial, CO 80112
USA
Phone: 303.730.1950
Toll Free: 1.888.506.6887
Fax: 303.730.1966
nb-customerservice@bio-techne.com

Bio-Techne Canada

21 Canmotor Ave
Toronto, ON M8Z 4E6
Canada
Phone: 905.827.6400
Toll Free: 855.668.8722
Fax: 905.827.6402
canada.inquires@bio-techne.com

Bio-Techne Ltd

19 Barton Lane
Abingdon Science Park
Abingdon, OX14 3NB, United Kingdom
Phone: (44) (0) 1235 529449
Free Phone: 0800 37 34 15
Fax: (44) (0) 1235 533420
info.EMEA@bio-techne.com

General Contact Information

www.novusbio.com
Technical Support: nb-technical@bio-techne.com
Orders: nb-customerservice@bio-techne.com
General: novus@novusbio.com

Products Related to NBP1-31684

HAF008	Goat anti-Rabbit IgG Secondary Antibody [HRP]
NB7160	Goat anti-Rabbit IgG (H+L) Secondary Antibody [HRP]
NBP2-24891	Rabbit IgG Isotype Control
H00004711-P01-10ug	Recombinant Human NDUFB5 GST (N-Term) Protein

Limitations

This product is for research use only and is not approved for use in humans or in clinical diagnosis. Primary Antibodies are guaranteed for 1 year from date of receipt.

For more information on our 100% guarantee, please visit www.novusbio.com/guarantee

Earn gift cards/discounts by submitting a review: www.novusbio.com/reviews/submit/NBP1-31684

Earn gift cards/discounts by submitting a publication using this product:
www.novusbio.com/publications

