

Product Datasheet

ST3 beta-Gal alpha-2,3-Sialyltransferase 1/ST3GAL1/SIAT4A Antibody - Azide and BSA Free NBP1-31449

Unit Size: 0.1 ml

Aliquot and store at -20C or -80C. Avoid freeze-thaw cycles.

www.novusbio.com



technical@novusbio.com

Protocols, Publications, Related Products, Reviews, Research Tools and Images at:
www.novusbio.com/NBP1-31449

Updated 2/21/2025 v.20.1

Earn rewards for product
reviews and publications.

Submit a publication at www.novusbio.com/publications

Submit a review at www.novusbio.com/reviews/destination/NBP1-31449



NBP1-31449

ST3 beta-Gal alpha-2,3-Sialyltransferase 1/ST3GAL1/SIAT4A Antibody - Azide and BSA Free

| Product Information | |
|-------------------------|--|
| Unit Size | 0.1 ml |
| Concentration | Concentrations vary lot to lot. See vial label for concentration. If unlisted please contact technical services. |
| Storage | Aliquot and store at -20C or -80C. Avoid freeze-thaw cycles. |
| Clonality | Polyclonal |
| Preservative | No Preservative |
| Isotype | IgG |
| Purity | Antigen Affinity-purified |
| Buffer | PBS |
| Target Molecular Weight | 39 kDa |

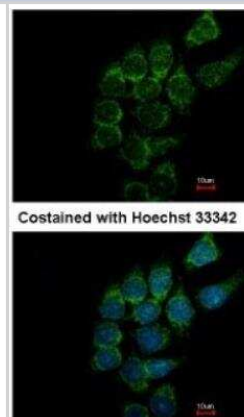
| Product Description | |
|---------------------|---|
| Host | Rabbit |
| Gene ID | 6482 |
| Gene Symbol | ST3GAL1 |
| Species | Human |
| Reactivity Notes | Bovine (81%). |
| Immunogen | Recombinant protein encompassing a sequence within the center region of human ST3 beta-Gal alpha-2,3-Sialyltransferase 1/ST3GAL1/SIAT4A. The exact sequence is proprietary. |

| Product Application Details | |
|-----------------------------|--|
| Applications | Western Blot, Immunocytochemistry/ Immunofluorescence, Immunohistochemistry, Immunohistochemistry-Paraffin |
| Recommended Dilutions | Western Blot 1:500-1:3000, Immunohistochemistry 1:100-1:1000, Immunocytochemistry/ Immunofluorescence 1:100-1:1000, Immunohistochemistry-Paraffin 1:100-1:1000 |

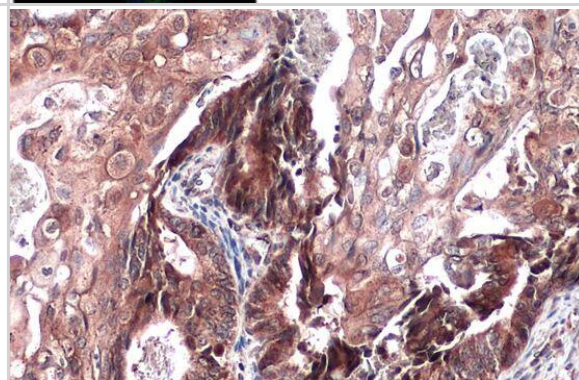


Images

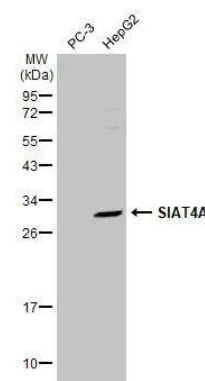
Immunocytochemistry/Immunofluorescence: ST3 beta-Gal alpha-2,3-Sialyltransferase 1/ST3GAL1/SIAT4A Antibody [NBP1-31449] - Analysis of methanol-fixed Hep3B, using antibody at 1:500 dilution.




Immunohistochemistry-Paraffin: ST3 beta-Gal alpha-2,3-Sialyltransferase 1/ST3GAL1/SIAT4A Antibody [NBP1-31449] - Human ovarian cancer. SIAT4A stained by SIAT4A antibody diluted at 1:500. Antigen Retrieval: Citrate buffer, pH 6.0, 15 min



Western Blot: ST3 beta-Gal alpha-2,3-Sialyltransferase 1/ST3GAL1/SIAT4A Antibody [NBP1-31449] -Various whole cell extracts (30 ug) were separated by 12% SDS-PAGE, and the membrane was blotted with SIAT4A antibody diluted at 1:500. The HRP-conjugated anti-rabbit IgG antibody (NBP2-19301) was used to detect the primary antibody.



Western Blot: ST3 beta-Gal alpha-2,3-Sialyltransferase 1/ST3GAL1/SIAT4A Antibody [NBP1-31449] -Human tissue extract (30 ug) was separated by 12% SDS-PAGE, and the membrane was blotted with SIAT4A antibody diluted at 1:500. The HRP-conjugated anti-rabbit IgG antibody (NBP2-19301) was used to detect the primary antibody.





Novus Biologicals USA

10730 E. Briarwood Avenue
Centennial, CO 80112
USA
Phone: 303.730.1950
Toll Free: 1.888.506.6887
Fax: 303.730.1966
nb-customerservice@bio-techne.com

Bio-Techne Canada

21 Canmotor Ave
Toronto, ON M8Z 4E6
Canada
Phone: 905.827.6400
Toll Free: 855.668.8722
Fax: 905.827.6402
canada.inquires@bio-techne.com

Bio-Techne Ltd

19 Barton Lane
Abingdon Science Park
Abingdon, OX14 3NB, United Kingdom
Phone: (44) (0) 1235 529449
Free Phone: 0800 37 34 15
Fax: (44) (0) 1235 533420
info.EMEA@bio-techne.com

General Contact Information

www.novusbio.com
Technical Support: nb-technical@bio-techne.com
Orders: nb-customerservice@bio-techne.com
General: novus@novusbio.com

Products Related to NBP1-31449

| | |
|---------------|---|
| HAF008 | Goat anti-Rabbit IgG Secondary Antibody [HRP] |
| NB7160 | Goat anti-Rabbit IgG (H+L) Secondary Antibody [HRP] |
| NBP2-24891 | Rabbit IgG Isotype Control |
| NBP1-87045PEP | ST3 beta-Gal alpha-2,3-Sialyltransferase 1/ST3GAL1/SIAT4A Recombinant Protein Antigen |

Limitations

This product is for research use only and is not approved for use in humans or in clinical diagnosis. Primary Antibodies are guaranteed for 1 year from date of receipt.

For more information on our 100% guarantee, please visit www.novusbio.com/guarantee

Earn gift cards/discounts by submitting a review: www.novusbio.com/reviews/submit/NBP1-31449

Earn gift cards/discounts by submitting a publication using this product:
www.novusbio.com/publications

