

# Product Datasheet

## Cathepsin S Antibody - BSA Free NBP1-31434

Unit Size: 0.1 ml

Aliquot and store at -20C or -80C. Avoid freeze-thaw cycles.

[www.novusbio.com](http://www.novusbio.com)



[technical@novusbio.com](mailto:technical@novusbio.com)

### Publications: 1

Protocols, Publications, Related Products, Reviews, Research Tools and Images at:  
[www.novusbio.com/NBP1-31434](http://www.novusbio.com/NBP1-31434)

Updated 9/9/2025 v.20.1

Earn rewards for product  
reviews and publications.

Submit a publication at [www.novusbio.com/publications](http://www.novusbio.com/publications)

Submit a review at [www.novusbio.com/reviews/destination/NBP1-31434](http://www.novusbio.com/reviews/destination/NBP1-31434)



**NBP1-31434**


Cathepsin S Antibody - BSA Free

Product Information	
Unit Size	0.1 ml
Concentration	Concentrations vary lot to lot. See vial label for concentration. If unlisted please contact technical services.
Storage	Aliquot and store at -20C or -80C. Avoid freeze-thaw cycles.
Clonality	Polyclonal
Preservative	0.01% Thimerosal
Isotype	IgG
Purity	Antigen Affinity-purified
Buffer	0.1M Tris (pH 7), 0.1M Glycine, 10% Glycerol
Target Molecular Weight	37 kDa
Product Description	
Description	Novus Biologicals Rabbit Cathepsin S Antibody - BSA Free (NBP1-31434) is a polyclonal antibody validated for use in IHC and WB. Anti-Cathepsin S Antibody: Cited in 1 publication. All Novus Biologicals antibodies are covered by our 100% guarantee.
Host	Rabbit
Gene ID	1520
Gene Symbol	CTSS
Species	Human, Rat
Reactivity Notes	Dog (89%), Bovine (85%).
Immunogen	Recombinant protein encompassing a sequence within the center region of human Cathepsin S. The exact sequence is proprietary.
Product Application Details	
Applications	Western Blot, Immunohistochemistry-Paraffin, Immunohistochemistry
Recommended Dilutions	Western Blot 1:500-1:3000, Immunohistochemistry 1:100-1:1000, Immunohistochemistry-Paraffin 1:100-1:1000

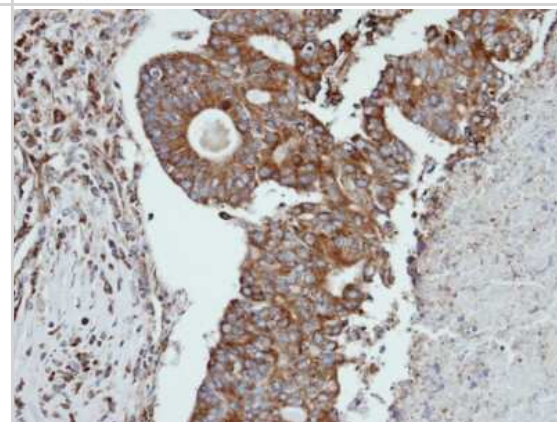


## Images

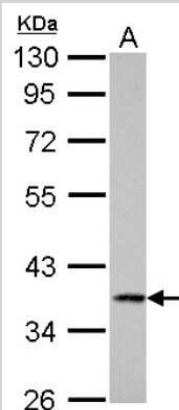
Western Blot: Cathepsin S Antibody [NBP1-31434] - Rat tissue extract (50 ug) was separated by 10% SDS-PAGE, and the membrane was blotted with Cathepsin S antibody diluted at 1:1000.



Immunohistochemistry-Paraffin: Cathepsin S Antibody [NBP1-31434] - Paraffin-embedded endo mitral OVCA, using antibody at 1:100 dilution.



Western Blot: Cathepsin S Antibody [NBP1-31434] - A. 30 ug HeLa whole cell lysate/extract 10 % SDS-PAGE gel, antibody dilution 1:1000.



## Publications

Zhao J, Yang Y, Wu Y The Clinical Significance and Potential Role of Cathepsin S in IgA Nephropathy Frontiers in pediatrics 2021-04-12 [PMID: 33912521] (IF/IHC, Rat)



### **Novus Biologicals USA**

10730 E. Briarwood Avenue  
Centennial, CO 80112  
USA  
Phone: 303.730.1950  
Toll Free: 1.888.506.6887  
Fax: 303.730.1966  
nb-customerservice@bio-techne.com

### **Bio-Techne Canada**

21 Canmotor Ave  
Toronto, ON M8Z 4E6  
Canada  
Phone: 905.827.6400  
Toll Free: 855.668.8722  
Fax: 905.827.6402  
canada.inquires@bio-techne.com

### **Bio-Techne Ltd**

19 Barton Lane  
Abingdon Science Park  
Abingdon, OX14 3NB, United Kingdom  
Phone: (44) (0) 1235 529449  
Free Phone: 0800 37 34 15  
Fax: (44) (0) 1235 533420  
info.EMEA@bio-techne.com

### **General Contact Information**

www.novusbio.com  
Technical Support: nb-technical@bio-techne.com  
Orders: nb-customerservice@bio-techne.com  
General: novus@novusbio.com

### **Products Related to NBP1-31434**

---

HAF008	Goat anti-Rabbit IgG Secondary Antibody [HRP]
NB7160	Goat anti-Rabbit IgG (H+L) Secondary Antibody [HRP]
NBP2-24891	Rabbit IgG Isotype Control
NBP2-52349-0.05mg	Recombinant Mouse Cathepsin S His Protein

---

### **Limitations**

This product is for research use only and is not approved for use in humans or in clinical diagnosis. Primary Antibodies are guaranteed for 1 year from date of receipt.

For more information on our 100% guarantee, please visit [www.novusbio.com/guarantee](http://www.novusbio.com/guarantee)

Earn gift cards/discounts by submitting a review: [www.novusbio.com/reviews/submit/NBP1-31434](http://www.novusbio.com/reviews/submit/NBP1-31434)

Earn gift cards/discounts by submitting a publication using this product:  
[www.novusbio.com/publications](http://www.novusbio.com/publications)

