

Product Datasheet

Cytokeratin 2 Antibody - BSA Free NBP1-31423

Unit Size: 0.1 ml

Aliquot and store at -20C or -80C. Avoid freeze-thaw cycles.

www.novusbio.com



technical@novusbio.com

Publications: 1

Protocols, Publications, Related Products, Reviews, Research Tools and Images at:
www.novusbio.com/NBP1-31423

Updated 9/9/2025 v.20.1

Earn rewards for product
reviews and publications.

Submit a publication at www.novusbio.com/publications

Submit a review at www.novusbio.com/reviews/destination/NBP1-31423



NBP1-31423**Cytokeratin 2 Antibody - BSA Free**


Product Information	
Unit Size	0.1 ml
Concentration	Concentrations vary lot to lot. See vial label for concentration. If unlisted please contact technical services.
Storage	Aliquot and store at -20C or -80C. Avoid freeze-thaw cycles.
Clonality	Polyclonal
Preservative	0.01% Thimerosal
Isotype	IgG
Purity	Antigen Affinity-purified
Buffer	0.1M Tris (pH 7), 0.1M Glycine, 10% Glycerol
Target Molecular Weight	65 kDa

Product Description	
Description	Novus Biologicals Rabbit Cytokeratin 2 Antibody - BSA Free (NBP1-31423) is a polyclonal antibody validated for use in IHC, WB and ICC/IF. Anti-Cytokeratin 2 Antibody: Cited in 1 publication. All Novus Biologicals antibodies are covered by our 100% guarantee.
Host	Rabbit
Gene ID	3849
Gene Symbol	KRT2
Species	Human, Canine
Reactivity Notes	Canine (82%).
Immunogen	Recombinant protein encompassing a sequence within the center region of human Cytokeratin 2. The exact sequence is proprietary.

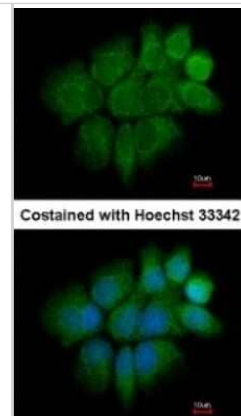
Product Application Details	
Applications	Western Blot, Immunohistochemistry-Paraffin, Immunocytochemistry/Immunofluorescence, Immunohistochemistry
Recommended Dilutions	Western Blot 1:500-1:3000, Immunohistochemistry 1:100-1:1000, Immunocytochemistry/ Immunofluorescence 1:100-1:1000, Immunohistochemistry-Paraffin 1:100-1:1000

Images

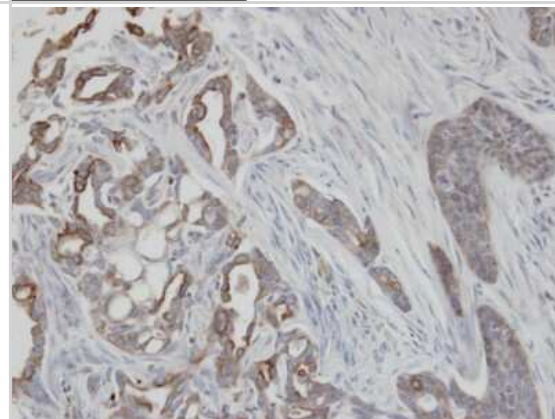
Western Blot: Cytokeratin 2 Antibody [NBP1-31423] - Sample (30 ug of whole cell lysate) A: A431



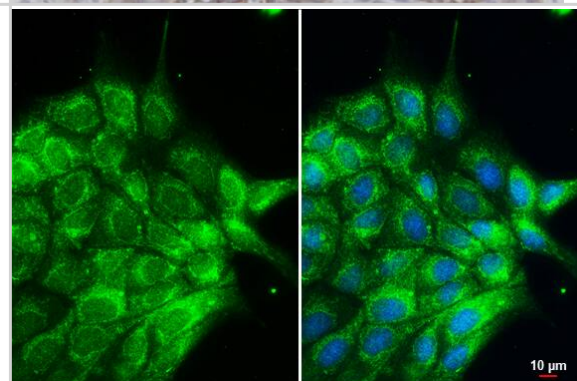
Immunocytochemistry/Immunofluorescence: Cytokeratin 2 Antibody [NBP1-31423] - Paraformaldehyde-fixed A431, using antibody at 1:200 dilution.



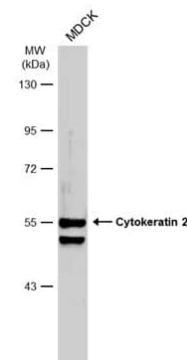
Immunohistochemistry-Paraffin: Cytokeratin 2 Antibody [NBP1-31423] - H661 xenograft, using KRT2 antibody at 1:100 dilution. Antigen Retrieval: Trilogy™ (EDTA based, pH 8.0) buffer, 15min.



Immunocytochemistry/ Immunofluorescence: Cytokeratin 2 Antibody [NBP1-31423] - Cytokeratin 2 antibody detects Cytokeratin 2 protein at cytoplasm by immunofluorescent analysis. Sample: MDCK cells were fixed in 4% paraformaldehyde at RT for 15 min. Green: Cytokeratin 2 stained by Cytokeratin 2 antibody (NBP1-31423) diluted at 1:500.



Western Blot: Cytokeratin 2 Antibody [NBP1-31423] - Whole cell extract (30 ug) was separated by 7.5% SDS-PAGE, and the membrane was blotted with Cytokeratin 2 antibody (NBP1-31423) diluted at 1:1000. The HRP-conjugated anti-rabbit IgG antibody was used to detect the primary antibody.



Publications

Zlatar, L;Timm, T;Lochnit, G;Bilyy, R;Bäuerle, T;Munoz-Becerra, M;Schett, G;Knopf, J;Heichel, J;Ali, MJ;Schapher, M;Paulsen, F;Herrmann, M; Neutrophil Extracellular Traps Drive Dacryolithiasis Cells 2023-07-14 [PMID: 37508521] (Immunohistochemistry)



Novus Biologicals USA

10730 E. Briarwood Avenue
Centennial, CO 80112
USA
Phone: 303.730.1950
Toll Free: 1.888.506.6887
Fax: 303.730.1966
nb-customerservice@bio-techne.com

Bio-Techne Canada

21 Canmotor Ave
Toronto, ON M8Z 4E6
Canada
Phone: 905.827.6400
Toll Free: 855.668.8722
Fax: 905.827.6402
canada.inquires@bio-techne.com

Bio-Techne Ltd

19 Barton Lane
Abingdon Science Park
Abingdon, OX14 3NB, United Kingdom
Phone: (44) (0) 1235 529449
Free Phone: 0800 37 34 15
Fax: (44) (0) 1235 533420
info.EMEA@bio-techne.com

General Contact Information

www.novusbio.com
Technical Support: nb-technical@bio-techne.com
Orders: nb-customerservice@bio-techne.com
General: novus@novusbio.com

Products Related to NBP1-31423

HAF008	Goat anti-Rabbit IgG Secondary Antibody [HRP]
NB7160	Goat anti-Rabbit IgG (H+L) Secondary Antibody [HRP]
NBP2-24891	Rabbit IgG Isotype Control
NBP3-39679	Human Cytokeratin 2 ELISA Kit (Colorimetric)

Limitations

This product is for research use only and is not approved for use in humans or in clinical diagnosis. Primary Antibodies are guaranteed for 1 year from date of receipt.

For more information on our 100% guarantee, please visit www.novusbio.com/guarantee

Earn gift cards/discounts by submitting a review: www.novusbio.com/reviews/submit/NBP1-31423

Earn gift cards/discounts by submitting a publication using this product:
www.novusbio.com/publications

