

# Product Datasheet

## RPS10 Antibody - BSA Free

### NBP1-31357

Unit Size: 0.1 ml

Aliquot and store at -20C or -80C. Avoid freeze-thaw cycles.

[www.novusbio.com](http://www.novusbio.com)



[technical@novusbio.com](mailto:technical@novusbio.com)

Protocols, Publications, Related Products, Reviews, Research Tools and Images at:  
[www.novusbio.com/NBP1-31357](http://www.novusbio.com/NBP1-31357)

Updated 9/9/2025 v.20.1

Earn rewards for product  
reviews and publications.

Submit a publication at [www.novusbio.com/publications](http://www.novusbio.com/publications)

Submit a review at [www.novusbio.com/reviews/destination/NBP1-31357](http://www.novusbio.com/reviews/destination/NBP1-31357)



**NBP1-31357**

RPS10 Antibody - BSA Free

**Product Information**

<b>Unit Size</b>	0.1 ml
<b>Concentration</b>	Concentrations vary lot to lot. See vial label for concentration. If unlisted please contact technical services.
<b>Storage</b>	Aliquot and store at -20C or -80C. Avoid freeze-thaw cycles.
<b>Clonality</b>	Polyclonal
<b>Preservative</b>	0.01% Thimerosal
<b>Isotype</b>	IgG
<b>Purity</b>	Antigen Affinity-purified
<b>Buffer</b>	0.1M Tris (pH 7), 0.1M Glycine, 10% Glycerol
<b>Target Molecular Weight</b>	19 kDa

**Product Description**

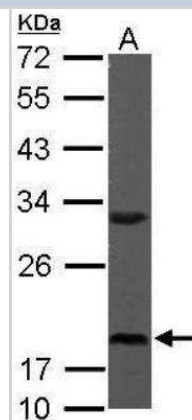
<b>Description</b>	Novus Biologicals Rabbit RPS10 Antibody - BSA Free (NBP1-31357) is a polyclonal antibody validated for use in IHC, WB and ICC/IF. All Novus Biologicals antibodies are covered by our 100% guarantee.
<b>Host</b>	Rabbit
<b>Gene ID</b>	6204
<b>Gene Symbol</b>	RPS10
<b>Species</b>	Human, Mouse
<b>Immunogen</b>	Recombinant protein encompassing a sequence within the center region of human RPS10. The exact sequence is proprietary.

**Product Application Details**

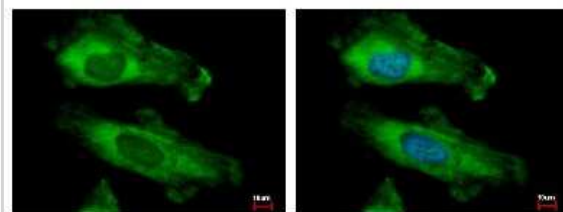
<b>Applications</b>	Western Blot, Immunohistochemistry-Paraffin, Immunocytochemistry/Immunofluorescence, Immunohistochemistry
<b>Recommended Dilutions</b>	Western Blot 1:500-1:3000, Immunohistochemistry 1:100-1:1000, Immunocytochemistry/ Immunofluorescence 1:100-1:1000, Immunohistochemistry-Paraffin 1:100-1:1000

**Images**

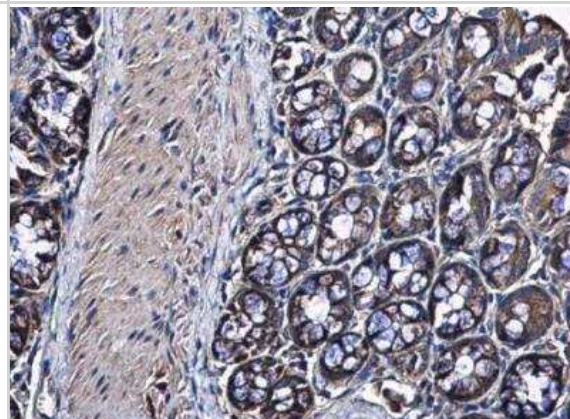
Western Blot: RPS10 Antibody [NBP1-31357] - Sample (50 ug of whole cell lysate) A: Mouse brain 12% SDS PAGE diluted at 1:1000 The HRP-conjugated anti-rabbit IgG antibody (NBP2-19301) was used to detect the primary antibody.



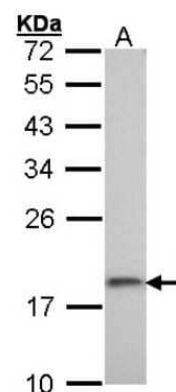
Immunocytochemistry/Immunofluorescence: RPS10 Antibody [NBP1-31357] - Sample: HeLa cells were fixed in 4% paraformaldehyde at RT for 15 min. Green: RPS10 protein stained by RPS10 antibody diluted at 1:500. Blue: Hoechst 33343 staining.



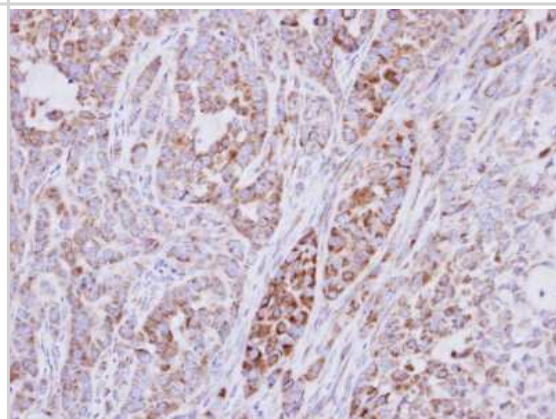
Immunohistochemistry-Paraffin: RPS10 Antibody [NBP1-31357] - Paraffin-embedded mouse colon diluted at 1:500.



Western Blot: RPS10 Antibody [NBP1-31357] - Sample (30 ug of whole cell lysate) A: A431 12% SDS PAGE; antibody diluted at 1:1000.



Immunohistochemistry-Paraffin: RPS10 Antibody [NBP1-31357] - Paraffin-embedded A549 xenograft, using antibody at 1:500 dilution.

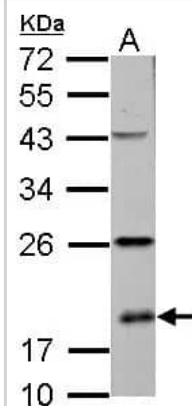


Western Blot: RPS10 Antibody [NBP1-31357] - Sample (30 ug of whole cell lysate)

A: Zebrafish muscle

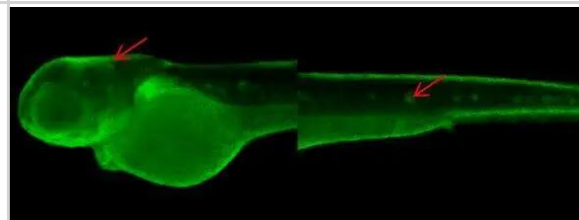
12% SDS PAGE

NBP1-31357 diluted at 1:500



Immunohistochemistry: RPS10 Antibody [NBP1-31357] -

Immunohistochemical analysis (whole mount) of zebrafish embryo, using RPS10 antibody (NBP1-31357) at 1:200 dilution.





### **Novus Biologicals USA**

10730 E. Briarwood Avenue  
Centennial, CO 80112  
USA  
Phone: 303.730.1950  
Toll Free: 1.888.506.6887  
Fax: 303.730.1966  
nb-customerservice@bio-techne.com

### **Bio-Techne Canada**

21 Canmotor Ave  
Toronto, ON M8Z 4E6  
Canada  
Phone: 905.827.6400  
Toll Free: 855.668.8722  
Fax: 905.827.6402  
canada.inquires@bio-techne.com

### **Bio-Techne Ltd**

19 Barton Lane  
Abingdon Science Park  
Abingdon, OX14 3NB, United Kingdom  
Phone: (44) (0) 1235 529449  
Free Phone: 0800 37 34 15  
Fax: (44) (0) 1235 533420  
info.EMEA@bio-techne.com

### **General Contact Information**

www.novusbio.com  
Technical Support: nb-technical@bio-techne.com  
Orders: nb-customerservice@bio-techne.com  
General: novus@novusbio.com

### **Products Related to NBP1-31357**

---

HAF008	Goat anti-Rabbit IgG Secondary Antibody [HRP]
NB7160	Goat anti-Rabbit IgG (H+L) Secondary Antibody [HRP]
NBP2-24891	Rabbit IgG Isotype Control
NBP2-23427	Recombinant Human RPS10 His Protein

---

### **Limitations**

This product is for research use only and is not approved for use in humans or in clinical diagnosis. Primary Antibodies are guaranteed for 1 year from date of receipt.

For more information on our 100% guarantee, please visit [www.novusbio.com/guarantee](http://www.novusbio.com/guarantee)

Earn gift cards/discounts by submitting a review: [www.novusbio.com/reviews/submit/NBP1-31357](http://www.novusbio.com/reviews/submit/NBP1-31357)

Earn gift cards/discounts by submitting a publication using this product:  
[www.novusbio.com/publications](http://www.novusbio.com/publications)

