

Product Datasheet

PRP19 Antibody - BSA Free

NBP1-31354

Unit Size: 0.1 ml

Aliquot and store at -20C or -80C. Avoid freeze-thaw cycles.

www.novusbio.com



technical@novusbio.com

Publications: 1

Protocols, Publications, Related Products, Reviews, Research Tools and Images at:
www.novusbio.com/NBP1-31354

Updated 9/9/2025 v.20.1

Earn rewards for product
reviews and publications.

Submit a publication at www.novusbio.com/publications

Submit a review at www.novusbio.com/reviews/destination/NBP1-31354



NBP1-31354

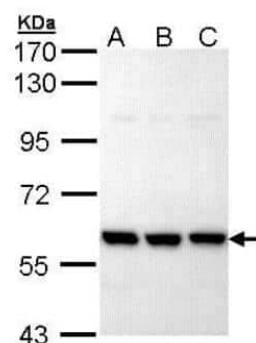
PRP19 Antibody - BSA Free

Product Information	
Unit Size	0.1 ml
Concentration	Concentrations vary lot to lot. See vial label for concentration. If unlisted please contact technical services.
Storage	Aliquot and store at -20C or -80C. Avoid freeze-thaw cycles.
Clonality	Polyclonal
Preservative	0.01% Thimerosal
Isotype	IgG
Purity	Antigen Affinity-purified
Buffer	0.1M Tris (pH 7), 0.1M Glycine, 10% Glycerol
Target Molecular Weight	55 kDa
Product Description	
Description	Novus Biologicals Rabbit PRP19 Antibody - BSA Free (NBP1-31354) is a polyclonal antibody validated for use in IHC, WB and ICC/IF. Anti-PRP19 Antibody: Cited in 1 publication. All Novus Biologicals antibodies are covered by our 100% guarantee.
Host	Rabbit
Gene ID	27339
Gene Symbol	PRPF19
Species	Human, Mouse
Reactivity Notes	Xenopus laevis (87%).
Immunogen	Recombinant protein encompassing a sequence within the center region of human PRP19. The exact sequence is proprietary.
Product Application Details	
Applications	Western Blot, Immunohistochemistry-Paraffin, Immunocytochemistry/Immunofluorescence, Immunohistochemistry
Recommended Dilutions	Western Blot 1:500-1:3000, Immunohistochemistry 1:100-1:1000, Immunocytochemistry/ Immunofluorescence 1:100-1:1000, Immunohistochemistry-Paraffin 1:100-1:1000

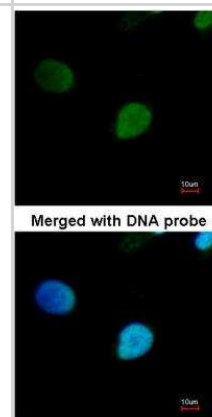


Images

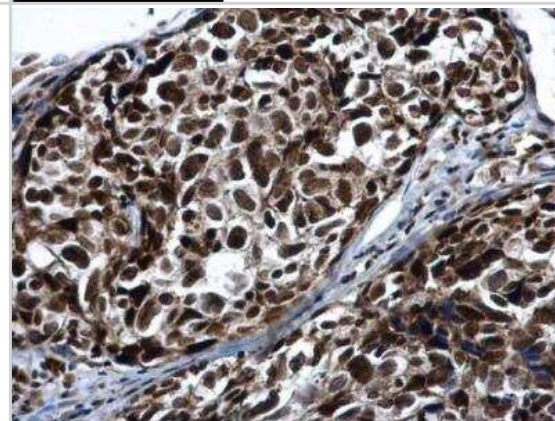
Western Blot: PRP19 Antibody [NBP1-31354] - A: H1299 B: HeLa C: Hep G2 7.5% SDS PAGE diluted at 1:1000



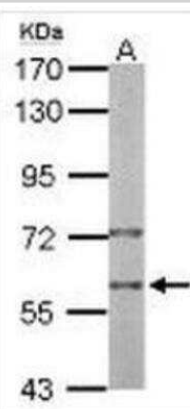
Immunocytochemistry/Immunofluorescence: PRP19 Antibody [NBP1-31354] - Analysis of paraformaldehyde-fixed HeLa, using PRP19 antibody at 1:200 dilution.



Immunohistochemistry-Paraffin: PRP19 Antibody [NBP1-31354] - Paraffin-embedded human cervical cancer. PRP19 antibody [N2C2], Internal diluted at 1:500.



Western Blot: PRP19 Antibody [NBP1-31354] - A: mouse stomach 7.5% SDS PAGE diluted at 1:1000



Publications

Beck BD, Park SJ, Lee YJ et al. Human Pso4 is a metnase (SETMAR)-binding partner that regulates metnase function in DNA repair. J Biol Chem. 2008-04-01 [PMID: 18263876]



Novus Biologicals USA

10730 E. Briarwood Avenue
Centennial, CO 80112
USA
Phone: 303.730.1950
Toll Free: 1.888.506.6887
Fax: 303.730.1966
nb-customerservice@bio-techne.com

Bio-Techne Canada

21 Canmotor Ave
Toronto, ON M8Z 4E6
Canada
Phone: 905.827.6400
Toll Free: 855.668.8722
Fax: 905.827.6402
canada.inquires@bio-techne.com

Bio-Techne Ltd

19 Barton Lane
Abingdon Science Park
Abingdon, OX14 3NB, United Kingdom
Phone: (44) (0) 1235 529449
Free Phone: 0800 37 34 15
Fax: (44) (0) 1235 533420
info.EMEA@bio-techne.com

General Contact Information

www.novusbio.com
Technical Support: nb-technical@bio-techne.com
Orders: nb-customerservice@bio-techne.com
General: novus@novusbio.com

Products Related to NBP1-31354

HAF008	Goat anti-Rabbit IgG Secondary Antibody [HRP]
NB7160	Goat anti-Rabbit IgG (H+L) Secondary Antibody [HRP]
NBP2-24891	Rabbit IgG Isotype Control
H00027339-P01-10ug	Recombinant Human PRP19 GST (N-Term) Protein

Limitations

This product is for research use only and is not approved for use in humans or in clinical diagnosis. Primary Antibodies are guaranteed for 1 year from date of receipt.

For more information on our 100% guarantee, please visit www.novusbio.com/guarantee

Earn gift cards/discounts by submitting a review: www.novusbio.com/reviews/submit/NBP1-31354

Earn gift cards/discounts by submitting a publication using this product:
www.novusbio.com/publications

