

# Product Datasheet

## FHL2 Antibody NBP1-31262

Unit Size: 100 ul

Aliquot and store at -20C or -80C. Avoid freeze-thaw cycles.

[www.novusbio.com](http://www.novusbio.com)



[technical@novusbio.com](mailto:technical@novusbio.com)

### Publications: 1

Protocols, Publications, Related Products, Reviews, Research Tools and Images at:  
[www.novusbio.com/NBP1-31262](http://www.novusbio.com/NBP1-31262)

Updated 8/11/2022 v.20.1

Earn rewards for product  
reviews and publications.

Submit a publication at [www.novusbio.com/publications](http://www.novusbio.com/publications)

Submit a review at [www.novusbio.com/reviews/destination/NBP1-31262](http://www.novusbio.com/reviews/destination/NBP1-31262)



**NBP1-31262**

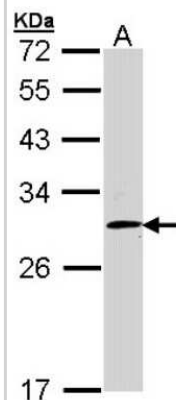
FHL2 Antibody

<b>Product Information</b>	
<b>Unit Size</b>	100 ul
<b>Concentration</b>	Concentrations vary lot to lot. See vial label for concentration. If unlisted please contact technical services.
<b>Storage</b>	Aliquot and store at -20C or -80C. Avoid freeze-thaw cycles.
<b>Clonality</b>	Polyclonal
<b>Preservative</b>	0.01% Thimerosal
<b>Isotype</b>	IgG
<b>Purity</b>	Immunogen affinity purified
<b>Buffer</b>	0.1M Tris (pH 7), 0.1M Glycine, 10% Glycerol
<b>Target Molecular Weight</b>	32 kDa
<b>Product Description</b>	
<b>Host</b>	Rabbit
<b>Gene ID</b>	2274
<b>Gene Symbol</b>	FHL2
<b>Species</b>	Human
<b>Immunogen</b>	Carrier-protein conjugated synthetic peptide encompassing a sequence within the C-terminus region of human FHL2. The exact sequence is proprietary.
<b>Product Application Details</b>	
<b>Applications</b>	Western Blot, Immunocytochemistry/Immunofluorescence, Immunohistochemistry, Immunohistochemistry-Paraffin
<b>Recommended Dilutions</b>	Western Blot 1:500-1:3000, Immunohistochemistry 1:100-1:1000, Immunocytochemistry/Immunofluorescence 1:100-1:1000, Immunohistochemistry-Paraffin 1:100-1:1000

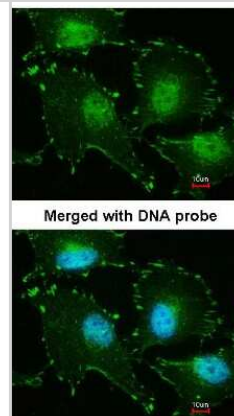


## Images

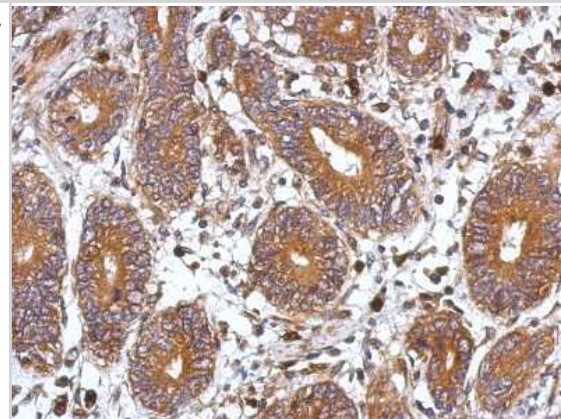
Western Blot: FHL2 Antibody [NBP1-31262] - Sample (30 ug of whole cell lysate) A: Hep G2 12% SDS PAGE; antibody diluted at 1:1000.



Immunocytochemistry/Immunofluorescence: FHL2 Antibody [NBP1-31262] - Analysis of HeLa, using FHL2 antibody at 1:200 dilution.



Immunohistochemistry-Paraffin: FHL2 Antibody [NBP1-31262] - Paraffin-embedded Colon ca, using antibody at 1:500 dilution.



## Publications

Nagarajan N, Oka SI, Nah J et al. Thioredoxin 1 promotes autophagy through transnitrosylation of Atg7 during myocardial ischemia *The Journal of clinical investigation* 2022-12-08 [PMID: 36480290] (WB, Human)



### **Novus Biologicals USA**

10730 E. Briarwood Avenue  
Centennial, CO 80112  
USA  
Phone: 303.730.1950  
Toll Free: 1.888.506.6887  
Fax: 303.730.1966  
nb-customerservice@bio-techne.com

### **Bio-Techne Canada**

21 Canmotor Ave  
Toronto, ON M8Z 4E6  
Canada  
Phone: 905.827.6400  
Toll Free: 855.668.8722  
Fax: 905.827.6402  
canada.inquires@bio-techne.com

### **Bio-Techne Ltd**

19 Barton Lane  
Abingdon Science Park  
Abingdon, OX14 3NB, United Kingdom  
Phone: (44) (0) 1235 529449  
Free Phone: 0800 37 34 15  
Fax: (44) (0) 1235 533420  
info.EMEA@bio-techne.com

### **General Contact Information**

www.novusbio.com  
Technical Support: nb-technical@bio-  
techne.com  
Orders: nb-customerservice@bio-techne.com  
General: novus@novusbio.com

### **Limitations**

This product is for research use only and is not approved for use in humans or in clinical diagnosis. Primary Antibodies are guaranteed for 1 year from date of receipt.

For more information on our 100% guarantee, please visit [www.novusbio.com/guarantee](http://www.novusbio.com/guarantee)

Earn gift cards/discounts by submitting a review: [www.novusbio.com/reviews/submit/NBP1-31262](http://www.novusbio.com/reviews/submit/NBP1-31262)

Earn gift cards/discounts by submitting a publication using this product:  
[www.novusbio.com/publications](http://www.novusbio.com/publications)

