

# Product Datasheet

## Sirtuin 3/SIRT3 Antibody - BSA Free NBP1-31029

Unit Size: 100 ul

Store at 4C short term. Aliquot and store at -20C long term. Avoid freeze-thaw cycles.

[www.novusbio.com](http://www.novusbio.com)



[technical@novusbio.com](mailto:technical@novusbio.com)

### Publications: 1

Protocols, Publications, Related Products, Reviews, Research Tools and Images at:  
[www.novusbio.com/NBP1-31029](http://www.novusbio.com/NBP1-31029)

Updated 9/9/2025 v.20.1

Earn rewards for product  
reviews and publications.

Submit a publication at [www.novusbio.com/publications](http://www.novusbio.com/publications)

Submit a review at [www.novusbio.com/reviews/destination/NBP1-31029](http://www.novusbio.com/reviews/destination/NBP1-31029)



**NBP1-31029**

Sirtuin 3/SIRT3 Antibody - BSA Free

Product Information	
Unit Size	100 ul
Concentration	Concentrations vary lot to lot. See vial label for concentration. If unlisted please contact technical services.
Storage	Store at 4C short term. Aliquot and store at -20C long term. Avoid freeze-thaw cycles.
Clonality	Polyclonal
Preservative	0.025% Proclin 300
Isotype	IgG
Purity	Antigen Affinity-purified
Buffer	PBS (pH 7), 20% Glycerol
Target Molecular Weight	44 kDa

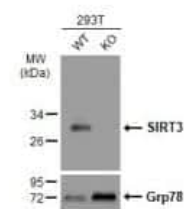
Product Description	
Description	Novus Biologicals Knockout (KO) Validated Rabbit Sirtuin 3/SIRT3 Antibody - BSA Free (NBP1-31029) is a polyclonal antibody validated for use in IHC, WB and ICC/IF. Anti-Sirtuin 3/SIRT3 Antibody: Cited in 1 publication. All Novus Biologicals antibodies are covered by our 100% guarantee.
Host	Rabbit
Gene ID	23410
Gene Symbol	SIRT3
Species	Human
Reactivity Notes	Use in Rat reported in scientific literature (PMID:31931835).
Immunogen	Carrier-protein conjugated synthetic peptide encompassing a sequence within the C-terminus region of human Sirtuin 3/SIRT3. The exact sequence is proprietary.

Product Application Details	
Applications	Western Blot, Immunohistochemistry-Paraffin, Immunocytochemistry/Immunofluorescence, Immunohistochemistry, Knockdown Validated, Knockout Validated
Recommended Dilutions	Western Blot 1:500-1:3000, Immunohistochemistry 1:100-1:1000, Immunocytochemistry/ Immunofluorescence 1:100-1:1000, Immunohistochemistry-Paraffin 1:100-1:1000, Knockout Validated, Knockdown Validated
Application Notes	Use in Knockdown Validated reported in scientific literature (PMID:31931835).

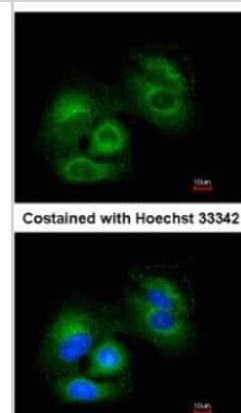


## Images

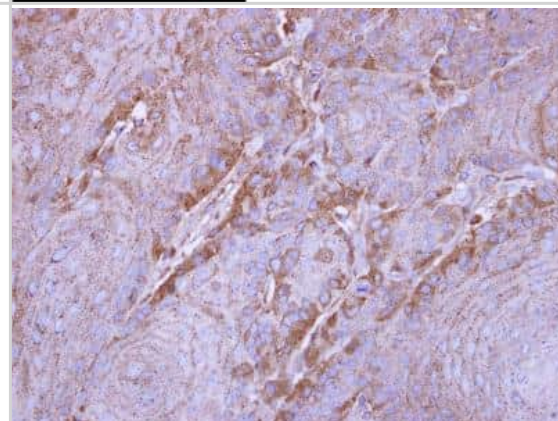
Western Blot: Sirtuin 3/SIRT3 Antibody [NBP1-31029] - Wild-type (WT) and SIRT3 knockout (KO) 293T cell extracts (30 ug) were separated by 12% SDS-PAGE, and the membrane was blotted with SIRT3 antibody diluted at 1:500. HRP-conjugated anti-rabbit IgG antibody was used to detect the primary antibody.



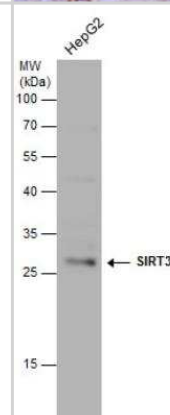
Immunocytochemistry/Immunofluorescence: Sirtuin 3/SIRT3 Antibody [NBP1-31029] - Analysis of methanol-fixed A549, using antibody at 1:200 dilution.



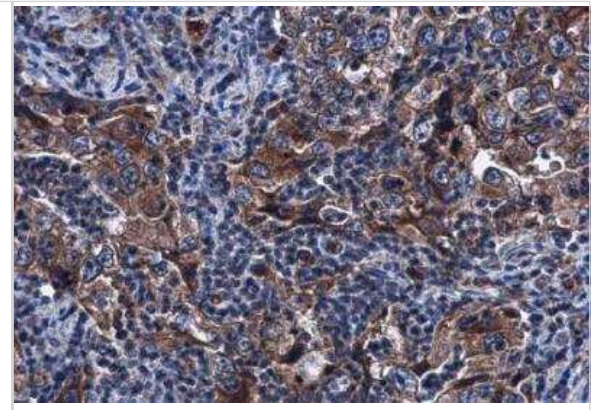
Immunohistochemistry-Paraffin: Sirtuin 3/SIRT3 Antibody [NBP1-31029] - Cal27 xenograft, using SIRT3 antibody at 1:500 dilution. Antigen Retrieval: Citrate buffer, pH 6.0, 15 min.



Western Blot: Sirtuin 3/SIRT3 Antibody [NBP1-31029] - Whole cell extracts (30 ug) was separated by 12% SDS-PAGE, and the membrane was blotted with SIRT3 antibody at a dilution of 1:1000.



Immunohistochemistry-Paraffin: Sirtuin 3/SIRT3 Antibody [NBP1-31029]  
- Human endometrial carcinoma. SIRT3 antibody [C3], C-term diluted at  
1:500. Antigen Retrieval: Citrate buffer, pH 6.0, 15 min.



## Publications

Alpha-synuclein-induced mitochondrial dysfunction is mediated via a sirtuin 3-dependent pathway. Park J, Delenclos M, Farooqi A et al. Mol Neurodegener [PMID: 31931835] (WB, KD, IF/IHC, Human, Rat)



### **Novus Biologicals USA**

10730 E. Briarwood Avenue  
Centennial, CO 80112  
USA  
Phone: 303.730.1950  
Toll Free: 1.888.506.6887  
Fax: 303.730.1966  
nb-customerservice@bio-techne.com

### **Bio-Techne Canada**

21 Canmotor Ave  
Toronto, ON M8Z 4E6  
Canada  
Phone: 905.827.6400  
Toll Free: 855.668.8722  
Fax: 905.827.6402  
canada.inquires@bio-techne.com

### **Bio-Techne Ltd**

19 Barton Lane  
Abingdon Science Park  
Abingdon, OX14 3NB, United Kingdom  
Phone: (44) (0) 1235 529449  
Free Phone: 0800 37 34 15  
Fax: (44) (0) 1235 533420  
info.EMEA@bio-techne.com

### **General Contact Information**

www.novusbio.com  
Technical Support: nb-technical@bio-techne.com  
Orders: nb-customerservice@bio-techne.com  
General: novus@novusbio.com

### **Products Related to NBP1-31029**

---

HAF008	Goat anti-Rabbit IgG Secondary Antibody [HRP]
NB7160	Goat anti-Rabbit IgG (H+L) Secondary Antibody [HRP]
NBP2-24891	Rabbit IgG Isotype Control
NBP1-87037PEP	Sirtuin 3/SIRT3 Recombinant Protein Antigen

---

### **Limitations**

This product is for research use only and is not approved for use in humans or in clinical diagnosis. Primary Antibodies are guaranteed for 1 year from date of receipt.

For more information on our 100% guarantee, please visit [www.novusbio.com/guarantee](http://www.novusbio.com/guarantee)

Earn gift cards/discounts by submitting a review: [www.novusbio.com/reviews/submit/NBP1-31029](http://www.novusbio.com/reviews/submit/NBP1-31029)

Earn gift cards/discounts by submitting a publication using this product:  
[www.novusbio.com/publications](http://www.novusbio.com/publications)

