

Product Datasheet

SOCS-5 Antibody NBP1-30990

Unit Size: 100 ul

Store at 4C short term. Aliquot and store at -20C long term. Avoid freeze-thaw cycles.

www.novusbio.com



technical@novusbio.com

Protocols, Publications, Related Products, Reviews, Research Tools and Images at:
www.novusbio.com/NBP1-30990

Updated 7/25/2024 v.20.1

Earn rewards for product
reviews and publications.

Submit a publication at www.novusbio.com/publications

Submit a review at www.novusbio.com/reviews/destination/NBP1-30990



NBP1-30990


SOCS-5 Antibody

Product Information	
Unit Size	100 ul
Concentration	Concentrations vary lot to lot. See vial label for concentration. If unlisted please contact technical services.
Storage	Store at 4C short term. Aliquot and store at -20C long term. Avoid freeze-thaw cycles.
Clonality	Polyclonal
Preservative	0.01% Thimerosal
Isotype	IgG
Purity	Antigen Affinity-purified
Buffer	PBS (pH 7), 40% Glycerol
Target Molecular Weight	61 kDa
Product Description	
Host	Rabbit
Gene ID	9655
Gene Symbol	SOCS5
Species	Human, Mouse, Duck
Immunogen	Carrier-protein conjugated synthetic peptide encompassing a sequence within the N-terminus region of human SOCS5. The exact sequence is proprietary.
Product Application Details	
Applications	Western Blot, Immunohistochemistry, Immunohistochemistry-Paraffin
Recommended Dilutions	Western Blot 1:500-1:3000, Immunohistochemistry 1:100-1:1000, Immunohistochemistry-Paraffin 1:100-1:1000

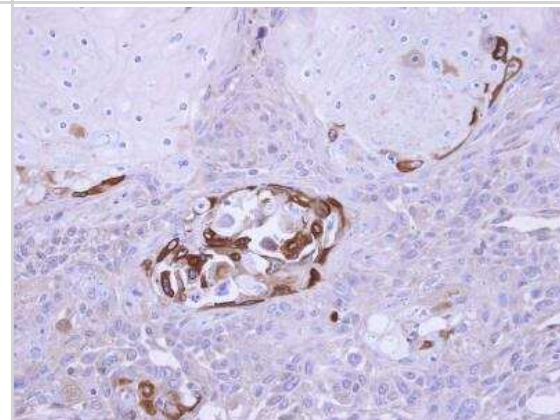


Images

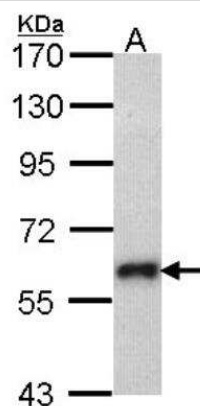
Western Blot: SOCS-5 Antibody [NBP1-30990] - A. 50 ug mouse testis lysate/extract 7.5 % SDS-PAGE SOCS5 antibody dilution: 1:500



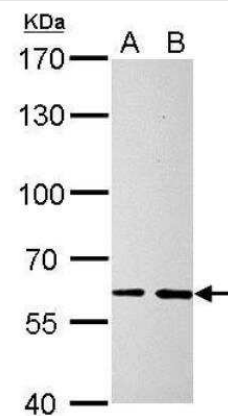
Immunohistochemistry-Paraffin: SOCS-5 Antibody [NBP1-30990] - Paraffin-embedded Ca922 xenograft, using antibody at 1:100 dilution.



Western Blot: SOCS-5 Antibody [NBP1-30990] - Sample (30 ug of whole cell lysate) A: Molt-4 7.5% SDS PAGE; antibody diluted at 1:1000.



Western Blot: SOCS-5 Antibody [NBP1-30990] - A. 30 ug NT2D1 whole cell lysate/extract B. 30 ug PC-3 whole cell lysate/extract 7.5 % SDS-PAGE SOCS5 antibody dilution: 1:500





Novus Biologicals USA

10730 E. Briarwood Avenue
Centennial, CO 80112
USA
Phone: 303.730.1950
Toll Free: 1.888.506.6887
Fax: 303.730.1966
nb-customerservice@bio-techne.com

Bio-Techne Canada

21 Canmotor Ave
Toronto, ON M8Z 4E6
Canada
Phone: 905.827.6400
Toll Free: 855.668.8722
Fax: 905.827.6402
canada.inquires@bio-techne.com

Bio-Techne Ltd

19 Barton Lane
Abingdon Science Park
Abingdon, OX14 3NB, United Kingdom
Phone: (44) (0) 1235 529449
Free Phone: 0800 37 34 15
Fax: (44) (0) 1235 533420
info.EMEA@bio-techne.com

General Contact Information

www.novusbio.com
Technical Support: nb-technical@bio-techne.com
Orders: nb-customerservice@bio-techne.com
General: novus@novusbio.com

Limitations

This product is for research use only and is not approved for use in humans or in clinical diagnosis. Primary Antibodies are guaranteed for 1 year from date of receipt.

For more information on our 100% guarantee, please visit www.novusbio.com/guarantee

Earn gift cards/discounts by submitting a review: www.novusbio.com/reviews/submit/NBP1-30990

Earn gift cards/discounts by submitting a publication using this product:
www.novusbio.com/publications

