

Product Datasheet

MDMX Antibody (2D10F4) - BSA Free NBP1-28862

Unit Size: 0.1 ml

Store at 4C short term. Aliquot and store at -20C long term. Avoid freeze-thaw cycles.

www.novusbio.com



technical@novusbio.com

Publications: 2

Protocols, Publications, Related Products, Reviews, Research Tools and Images at:
www.novusbio.com/NBP1-28862

Updated 10/23/2024 v.20.1

Earn rewards for product
reviews and publications.

Submit a publication at www.novusbio.com/publications

Submit a review at www.novusbio.com/reviews/destination/NBP1-28862



NBP1-28862

MDMX Antibody (2D10F4) - BSA Free

Product Information	
Unit Size	0.1 ml
Concentration	This product is unpurified. The exact concentration of antibody is not quantifiable.
Storage	Store at 4C short term. Aliquot and store at -20C long term. Avoid freeze-thaw cycles.
Clonality	Monoclonal
Clone	2D10F4
Preservative	0.03% Sodium Azide
Isotype	IgG1
Purity	Unpurified
Buffer	Ascites
Target Molecular Weight	55 kDa


Product Description	
Host	Mouse
Gene ID	4194
Gene Symbol	MDM4
Species	Human
Immunogen	Purified recombinant fragment of human MDMX expressed in E. Coli.

Product Application Details	
Applications	Western Blot, ELISA, Immunocytochemistry/ Immunofluorescence, Immunohistochemistry, Immunohistochemistry-Paraffin
Recommended Dilutions	Western Blot 1:500 - 1:2000, ELISA 1:10000, Immunohistochemistry 1:10 - 1:500, Immunocytochemistry/ Immunofluorescence 1:200 - 1:1000, Immunohistochemistry-Paraffin 1:200 - 1:1000

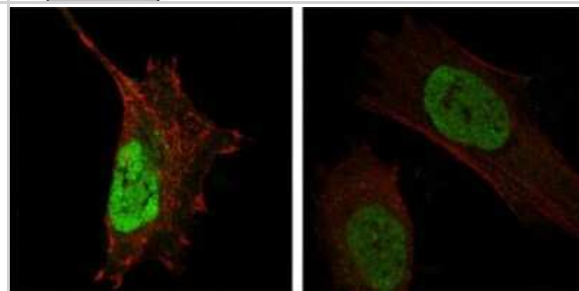


Images

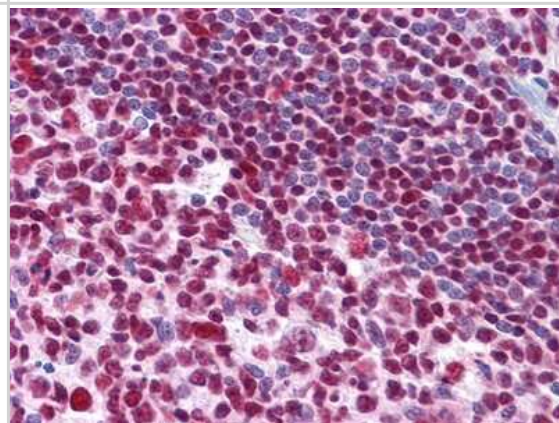
Western Blot: MDMX Antibody (2D10F4) [NBP1-28862] - Analysis using MDM4 mouse mAb against Hela (1), A549 (2) and A431 (3) cell lysate.



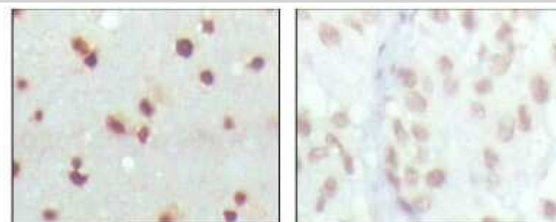
Immunocytochemistry/Immunofluorescence: MDMX Antibody (2D10F4) [NBP1-28862] - Analysis of Hela (left) and L-02 (right) cells using MDM4 mouse mAb (green). Red: Actin filaments have been labeled with DY-554 phalloidin.



Immunohistochemistry-Paraffin: MDMX Antibody (2D10F4) [NBP1-28862] - Analysis of human Tonsil tissues using MDM4 mouse mAb



Immunohistochemistry-Paraffin: MDMX Antibody (2D10F4) [NBP1-28862] - Analysis of human cerebra (left) and lung carcinoma (right) tissues, showing nuclear localization with DAB staining using MDM4 mouse mAb.



Publications

Woodfield SE, Shi Y, Patel RH et al. MDM4 inhibition: a novel therapeutic strategy to reactivate p53 in hepatoblastoma Scientific reports 2021-02-03 [PMID: 33536467] (WB, Human)

Karki A, Putra J, Kim SS et al. MDM4 expression in fibrolamellar hepatocellular carcinoma Oncol. Rep. 2019-07-18 [PMID: 31322272] (WB, IF/IHC, Human)





Novus Biologicals USA

10730 E. Briarwood Avenue
Centennial, CO 80112
USA
Phone: 303.730.1950
Toll Free: 1.888.506.6887
Fax: 303.730.1966
nb-customerservice@bio-techne.com

Bio-Techne Canada

21 Canmotor Ave
Toronto, ON M8Z 4E6
Canada
Phone: 905.827.6400
Toll Free: 855.668.8722
Fax: 905.827.6402
canada.inquires@bio-techne.com

Bio-Techne Ltd

19 Barton Lane
Abingdon Science Park
Abingdon, OX14 3NB, United Kingdom
Phone: (44) (0) 1235 529449
Free Phone: 0800 37 34 15
Fax: (44) (0) 1235 533420
info.EMEA@bio-techne.com

General Contact Information

www.novusbio.com
Technical Support: nb-technical@bio-techne.com
Orders: nb-customerservice@bio-techne.com
General: novus@novusbio.com

Products Related to NBP1-28862

HAF007	Goat anti-Mouse IgG Secondary Antibody [HRP]
NB720-B	Rabbit anti-Mouse IgG (H+L) Secondary Antibody [Biotin]
NBP1-97005-0.5mg	Mouse IgG1 Isotype Control (MG1)
H00004194-P01-10ug	Recombinant Human MDMX GST (N-Term) Protein

Limitations

This product is for research use only and is not approved for use in humans or in clinical diagnosis. Primary Antibodies are guaranteed for 1 year from date of receipt.

For more information on our 100% guarantee, please visit www.novusbio.com/guarantee

Earn gift cards/discounts by submitting a review: www.novusbio.com/reviews/submit/NBP1-28862

Earn gift cards/discounts by submitting a publication using this product:
www.novusbio.com/publications

