

Product Datasheet

UVRAG Antibody NBP1-18885

Unit Size: 0.1 ml

Store at 4C. Do not freeze.

www.novusbio.com



technical@novusbio.com

Publications: 3

Protocols, Publications, Related Products, Reviews, Research Tools and Images at:
www.novusbio.com/NBP1-18885

Updated 10/23/2024 v.20.1

Earn rewards for product
reviews and publications.

Submit a publication at www.novusbio.com/publications

Submit a review at www.novusbio.com/reviews/destination/NBP1-18885



NBP1-18885

UVRAG Antibody

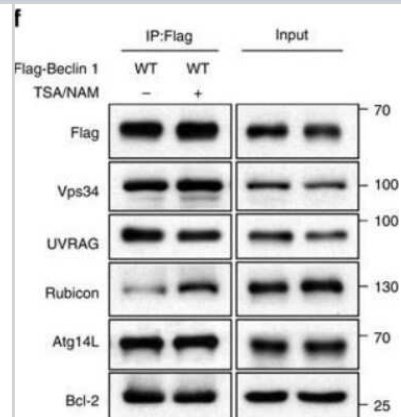
Product Information	
Unit Size	0.1 ml
Concentration	0.2 mg/ml
Storage	Store at 4C. Do not freeze.
Clonality	Polyclonal
Preservative	0.09% Sodium Azide
Isotype	IgG
Purity	Immunogen affinity purified
Buffer	TBS and 0.1% BSA

Product Description	
Host	Rabbit
Gene ID	7405
Gene Symbol	UVRAG
Species	Human
Immunogen	The immunogen recognized by this antibody maps to a region between residue 649 and 699 of human UV radiation resistance associated gene using the numbering given in entry NP_003360.2 (GenelD 7405).

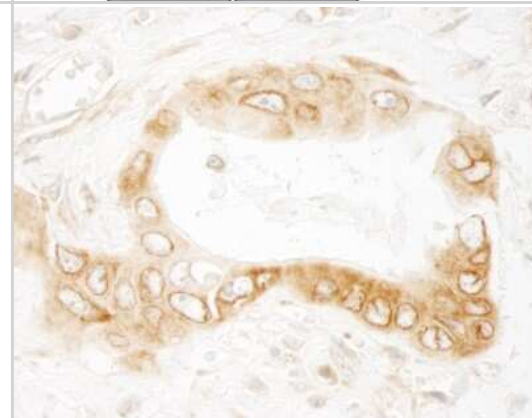
Product Application Details	
Applications	Western Blot, Immunocytochemistry/ Immunofluorescence, Immunohistochemistry, Immunohistochemistry-Paraffin, Immunoprecipitation, Knockout Validated
Recommended Dilutions	Western Blot 1:2000-1:10000, Immunohistochemistry 1:100-1:500, Immunocytochemistry/ Immunofluorescence Reported in scientific literature (PMID: 30488027), Immunoprecipitation 2 - 5 ug/mg lysate, Immunohistochemistry-Paraffin 1:100-1:500, Knockout Validated
Application Notes	Epitope retrieval with citrate buffer pH6.0 is recommended for FFPE tissue sections.

Images

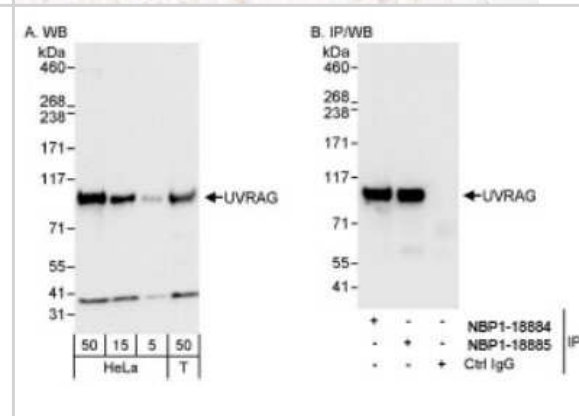
Western Blot: UVRAG Antibody [NBP1-18885] - Beclin 1 is acetylated at lysines 430 and 437. TSA and NAM increase the binding of Beclin 1 to Rubicon. Immunoprecipitation of indicated Beclin 1-binding partners with ectopically expressed Flag-Beclin 1 in HEK293T cells treated with TSA and NAM. Image collected and cropped by CiteAb from the following publication (<https://www.nature.com/articles/ncomms8215>), licensed under a CC-BY license.



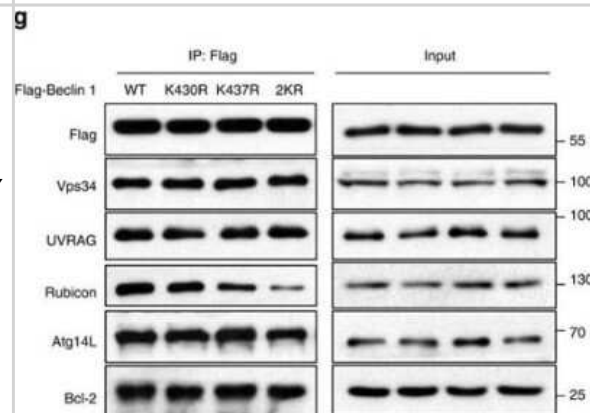
Immunohistochemistry-Paraffin: UVRAG Antibody [NBP1-18885] - Section of human colon carcinoma. Antibody: Affinity purified rabbit anti-UVRAG used at a dilution of 1:200 (1ug/ml). Detection: DAB



Western Blot: UVRAG Antibody [NBP1-18885] - Whole cell lysate from HeLa and 293T cells. UVRAG was also immunoprecipitated by rabbit anti-UVRAG antibody NBP1-18884.



Western Blot: UVRAG Antibody [NBP1-18885] - Beclin 1 is acetylated at lysines 430 and 437. Mutations of K430 and K437 decrease the binding of Beclin 1 and Rubicon. Immunoprecipitation of indicated proteins with Beclin 1 in HEK293T cells transfected with indicated Beclin 1 constructs. Image collected and cropped by CiteAb from the following publication (<https://www.nature.com/articles/ncomms8215>), licensed under a CC-BY license.



Publications

Li X, Yang KB, Chen W et al. CUL3 (cullin 3)-mediated ubiquitination and degradation of BECN1 (beclin 1) inhibit autophagy and promote tumor progression *Autophagy* 2021-05-12 [PMID: 33977871]

Aikawa C, Nakajima S, Karimine M et al. NLRX1 Negatively Regulates Group A Streptococcus Invasion and Autophagy Induction by Interacting With the Beclin 1-UVRAG Complex *Front Cell Dev Biol.* 2018-11-13 [PMID: 30488027] (KO, ICC/IF, IP, Human)

Sun T, Li X, Zhang P et al. Acetylation of Beclin 1 inhibits autophagosome maturation and promotes tumour growth. *Nat Commun.* 2015-05-26 [PMID: 26008601] (WB, Human)





Novus Biologicals USA

10730 E. Briarwood Avenue
Centennial, CO 80112
USA
Phone: 303.730.1950
Toll Free: 1.888.506.6887
Fax: 303.730.1966
nb-customerservice@bio-techne.com

Bio-Techne Canada

21 Canmotor Ave
Toronto, ON M8Z 4E6
Canada
Phone: 905.827.6400
Toll Free: 855.668.8722
Fax: 905.827.6402
canada.inquires@bio-techne.com

Bio-Techne Ltd

19 Barton Lane
Abingdon Science Park
Abingdon, OX14 3NB, United Kingdom
Phone: (44) (0) 1235 529449
Free Phone: 0800 37 34 15
Fax: (44) (0) 1235 533420
info.EMEA@bio-techne.com

General Contact Information

www.novusbio.com
Technical Support: nb-technical@bio-techne.com
Orders: nb-customerservice@bio-techne.com
General: novus@novusbio.com

Products Related to NBP1-18885

HAF008	Goat anti-Rabbit IgG Secondary Antibody [HRP]
NB7160	Goat anti-Rabbit IgG (H+L) Secondary Antibody [HRP]
NBP2-24891	Rabbit IgG Isotype Control
NBP1-86861PEP	UVRAG Recombinant Protein Antigen

Limitations

This product is for research use only and is not approved for use in humans or in clinical diagnosis. Primary Antibodies are guaranteed for 1 year from date of receipt.

For more information on our 100% guarantee, please visit www.novusbio.com/guarantee

Earn gift cards/discounts by submitting a review: www.novusbio.com/reviews/submit/NBP1-18885

Earn gift cards/discounts by submitting a publication using this product:
www.novusbio.com/publications

