

# Product Datasheet

## EDNRA/Endothelin R Type A Antibody - Azide and BSA Free NB600-836

Unit Size: 0.125 mg

Aliquot and store at -20C or -80C. Avoid freeze-thaw cycles.

[www.novusbio.com](http://www.novusbio.com)



[technical@novusbio.com](mailto:technical@novusbio.com)

**Reviews: 1 Publications: 4**

Protocols, Publications, Related Products, Reviews, Research Tools and Images at:  
[www.novusbio.com/NB600-836](http://www.novusbio.com/NB600-836)

Updated 2/21/2025 v.20.1

Earn rewards for product reviews and publications.

Submit a publication at [www.novusbio.com/publications](http://www.novusbio.com/publications)

Submit a review at [www.novusbio.com/reviews/destination/NB600-836](http://www.novusbio.com/reviews/destination/NB600-836)



**NB600-836**

EDNRA/Endothelin R Type A Antibody - Azide and BSA Free

Product Information	
Unit Size	0.125 mg
Concentration	Please see the vial label for concentration. If unlisted please contact technical services.
Storage	Aliquot and store at -20C or -80C. Avoid freeze-thaw cycles.
Clonality	Polyclonal
Preservative	No Preservative
Isotype	IgG
Purity	Protein G purified
Buffer	PBS

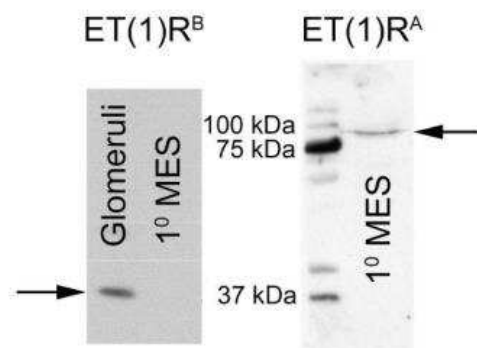
Product Description	
Host	Sheep
Gene ID	1909
Gene Symbol	EDNRA
Species	Mouse
Specificity/Sensitivity	This recognizes epitopes on the cytoplasmic side of the receptor and will not block the binding of endothelins. Therefore, the cell membrane must be permeable to the.
Immunogen	Synthetic peptide corresponding to amino acids 410-422 (QEQNHINTERSSHK) of Rat Endothelin A Receptor, conjugated to KLH.

Product Application Details	
Applications	Western Blot, Immunocytochemistry/ Immunofluorescence, Immunohistochemistry, Immunohistochemistry-Paraffin, Immunoprecipitation
Recommended Dilutions	Western Blot 1:100-1:2000, Immunohistochemistry 10-20 ug/ml, Immunocytochemistry/ Immunofluorescence 1:10-1:500, Immunoprecipitation 20-40 ug/ml, Immunohistochemistry-Paraffin 10-20 ug/ml
Application Notes	EDNRA/Endothelin R Type A antibody validated for ICC/IF, WB from verified customer reviews.

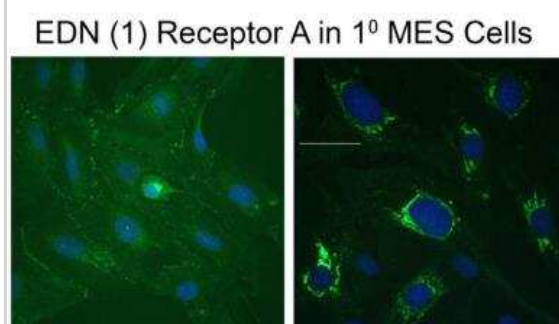


## Images

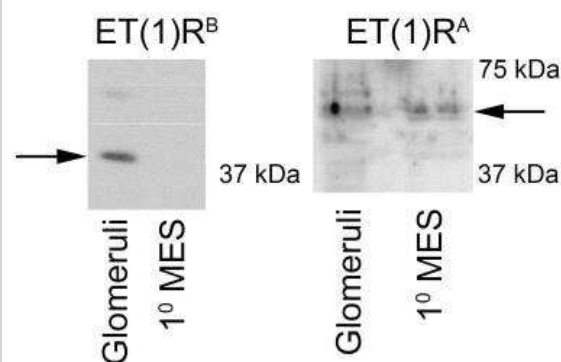
Western Blot: EDNRA/Endothelin R Type A Antibody [NB600-836] - EDN 1 Receptor A in 1 MES Cells. Western Provided by verified customer review.



Immunocytochemistry/Immunofluorescence: EDNRA/Endothelin R Type A Antibody [NB600-836] - EDN 1 Receptor A in 1 MES Cells. Immunofluorescent staining image provided by verified customer review.



Western Blot: EDNRA/Endothelin R Type A Antibody [NB600-836] - ET-1 A & B Receptor Western provided by verified customer review.



## Publications

Dufek Brianna, Meehan Daniel T, Delimont Duane et al. Endothelin A receptor activation on mesangial cells initiates Alport glomerular disease. *Kidney International* 2016-01-01 [PMID: 27165837] (ICC/IF, Mouse)

Meehan DT, Delimont D, Dufek B et al. Endothelin-1 mediated induction of extracellular matrix genes in strial marginal cells underlies strial pathology in Alport mice. *Hear. Res.* 2016-08-21 [PMID: 27553900] (ICC/IF, Mouse)

Talati M, West J, Blackwell TR et al. BMPR2 mutation alters the lung macrophage endothelin-1 cascade in a mouse model and patients with heritable pulmonary artery hypertension *Am J Physiol Lung Cell Mol Physiol* 2010-09-01 [PMID: 20562228] (IF/IHC, ICC/IF, Mouse)

Keator CS, Mah K, Ohm L, Slayden OD. Estrogen and progesterone regulate expression of the endothelins in the rhesus macaque endometrium. *Hum Reprod.* 2011-04-19 [PMID: 21505040]



### **Novus Biologicals USA**

10730 E. Briarwood Avenue  
Centennial, CO 80112  
USA  
Phone: 303.730.1950  
Toll Free: 1.888.506.6887  
Fax: 303.730.1966  
nb-customerservice@bio-techne.com

### **Bio-Techne Canada**

21 Canmotor Ave  
Toronto, ON M8Z 4E6  
Canada  
Phone: 905.827.6400  
Toll Free: 855.668.8722  
Fax: 905.827.6402  
canada.inquires@bio-techne.com

### **Bio-Techne Ltd**

19 Barton Lane  
Abingdon Science Park  
Abingdon, OX14 3NB, United Kingdom  
Phone: (44) (0) 1235 529449  
Free Phone: 0800 37 34 15  
Fax: (44) (0) 1235 533420  
info.EMEA@bio-techne.com

### **General Contact Information**

www.novusbio.com  
Technical Support: nb-technical@bio-techne.com  
Orders: nb-customerservice@bio-techne.com  
General: novus@novusbio.com

### **Products Related to NB600-836**

---

HAF016	Donkey anti-Sheep IgG Secondary Antibody [HRP]
NL010	Donkey anti-Sheep IgG Secondary Antibody [NL557]
NBP1-97055-10mg	Sheep IgG Isotype Control
H00001909-P01-2ug	Recombinant Human EDNRA/Endothelin R Type A GST (N-Term) Protein

---

### **Limitations**

This product is for research use only and is not approved for use in humans or in clinical diagnosis. Primary Antibodies are guaranteed for 1 year from date of receipt.

For more information on our 100% guarantee, please visit [www.novusbio.com/guarantee](http://www.novusbio.com/guarantee)

Earn gift cards/discounts by submitting a review: [www.novusbio.com/reviews/submit/NB600-836](http://www.novusbio.com/reviews/submit/NB600-836)

Earn gift cards/discounts by submitting a publication using this product:  
[www.novusbio.com/publications](http://www.novusbio.com/publications)

