

# Product Datasheet

## Integrin alpha L/CD11a Antibody (MEM-25) - BSA Free NB500-328

Unit Size: 0.1 mg

Store at 4C. Do not freeze.

[www.novusbio.com](http://www.novusbio.com)



[technical@novusbio.com](mailto:technical@novusbio.com)

**Publications: 10**

Protocols, Publications, Related Products, Reviews, Research Tools and Images at:  
[www.novusbio.com/NB500-328](http://www.novusbio.com/NB500-328)

Updated 10/23/2024 v.20.1

Earn rewards for product  
reviews and publications.

Submit a publication at [www.novusbio.com/publications](http://www.novusbio.com/publications)

Submit a review at [www.novusbio.com/reviews/destination/NB500-328](http://www.novusbio.com/reviews/destination/NB500-328)



**NB500-328**

Integrin alpha L/CD11a Antibody (MEM-25) - BSA Free

Product Information	
Unit Size	0.1 mg
Concentration	1.0 mg/ml
Storage	Store at 4C. Do not freeze.
Clonality	Monoclonal
Clone	MEM-25
Preservative	0.9% Sodium Azide
Isotype	IgG1
Purity	Protein A purified
Buffer	PBS (pH 7.4)
Target Molecular Weight	180 kDa

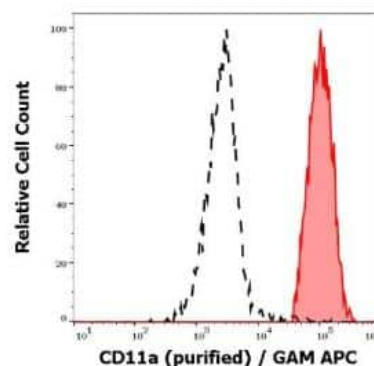
Product Description	
Host	Mouse
Gene ID	3683
Gene Symbol	ITGAL
Species	Human
Specificity/Sensitivity	The antibody MEM-25 reacts with CD11a (alpha subunit of human LFA-1), a 170 -180 kDa type I transmembrane glycoprotein expressed on B and T lymphocytes, monocytes, macrophages, neutrophils, basophils and eosinophils. HLDA IV; WS Code NL 209
Immunogen	Leukocytes from a patient suffering from a LGL-type leukemia (NM_001114380.1).

Product Application Details	
Applications	Flow Cytometry, Immunoprecipitation, CyTOF-ready
Recommended Dilutions	Flow Cytometry 2 ug/ml, Immunoprecipitation 1:50, CyTOF-ready
Application Notes	Purity is > 95% (by SDS-PAGE). Immunoprecipitation - excellent antibody for immunoaffinity purification of LFA-1 complex Functional Application - The antibody MEM-25 partially blocks binding of LFA-1 complex to ICAM-1. This antibody is CyTOF ready.

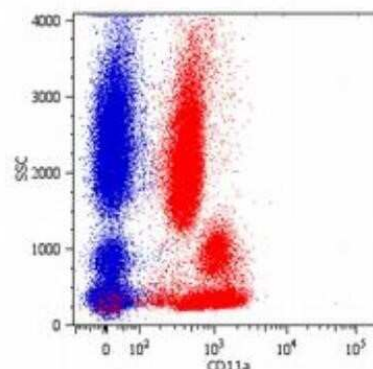


## Images

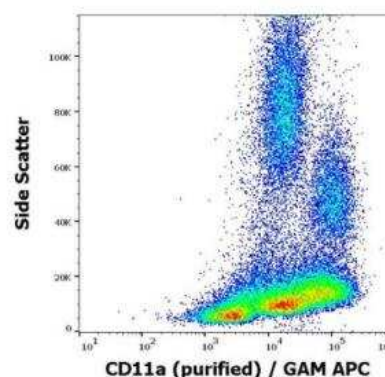
Flow Cytometry: Integrin alpha L/CD11a Antibody (MEM-25) [NB500-328] - Separation of human monocytes (red-filled) from blood debris (black-dashed) in flow cytometry analysis (surface staining) of human peripheral whole blood stained using anti-human CD11a (MEM-25) purified antibody (concentration in sample 1 ug/ml) GAM APC.



Flow Cytometry: Integrin alpha L/CD11a Antibody (MEM-25) [NB500-328] - Analysis using the PE conjugate of NB500-328. Surface staining of human peripheral blood cells with anti-human CD11a (MEM-25) PE.



Flow Cytometry: Integrin alpha L/CD11a Antibody (MEM-25) [NB500-328] - Staining pattern of human peripheral whole blood stained using anti-human CD11a (MEM-25) purified antibody (concentration in sample 1 ug/ml) GAM APC.



## Publications

Wang JH, Kwas C, Wu L. Intercellular adhesion molecule 1 (ICAM-1), but not ICAM-2 and -3, is important for dendritic cell-mediated human immunodeficiency virus type 1 transmission J Virol

Details:

This publication used the FITC conjugated form of this antibody (Cat# NB500-636).

Bazil V, Stefanova I, Hilgert I et al. Monoclonal antibodies against human leucocyte antigens IV Antibodies against subunits of the LFA-1 (CD11a/CD18) leucocyte-adhesion glycoprotein Folia Biol (Praha) 1990-01-01 [PMID: 1971601]

Details:

This citation used the FITC version of this antibody.

Aubert M, Yoon M, Sloan DD et al. The virological synapse facilitates herpes simplex virus entry into T cells J Virol 2009-06-01 [PMID: 19339346]

**Details:**

This citation used the FITC version of this antibody.

Wang JH, Kwas C, Wu L. Intercellular adhesion molecule 1 (ICAM-1), but not ICAM-2 and -3, is important for dendritic cell-mediated human immunodeficiency virus type 1 transmission J Virol 2009-05-01 [PMID: 19211748]

**Details:**

This citation used the FITC version of this antibody.

Ottonello L, Epstein AL, Mancini M et al. Monoclonal LYM-1 antibody-dependent cytolysis by human neutrophils exposed to GM-CSF: auto-regulation of target cell attack by cathepsin G J Leukoc Biol 2004-01-01 [PMID: 14525961]

**Details:**

This citation used the FITC version of this antibody.

Mathison RD, Befus AD, Davison JS, Woodman RC. Modulation of neutrophil function by the tripeptide feG BMC Immunol 2003-03-01 [PMID: 12659660]

**Details:**

This citation used the FITC version of this antibody.

Hajishengallis G, Martin M, Sojar HT et al. Dependence of bacterial protein adhesins on toll-like receptors for proinflammatory cytokine induction Clin Diagn Lab Immunol 2002-03-01 [PMID: 11874886]

**Details:**

This citation used the FITC version of this antibody.

Garnotel R, Rittie L, Poitevin S et al. Human blood monocytes interact with type I collagen through alpha x beta 2 integrin (CD11c-CD18, gp150-95) J Immunol 2000-06-01 [PMID: 10820275]

**Details:**

This citation used the FITC version of this antibody.

Simon SI, Cherapanov V, Nadra I et al. Signaling functions of L-selectin in neutrophils: alterations in the cytoskeleton and colocalization with CD18 J Immunol 1999-09-01 [PMID: 10453036]

**Details:**

This citation used the FITC version of this antibody.

Ottonello L, Epstein AL, Dapino P et al. Monoclonal Lym-1 antibody-dependent cytolysis by neutrophils exposed to granulocyte-macrophage colony-stimulating factor: intervention of FcgammaRII (CD32), CD11b-CD18 integrins, and CD66b glycoproteins Blood [PMID: 10233903]

**Details:**

Used the FITC form of this antibody.





### **Novus Biologicals USA**

10730 E. Briarwood Avenue  
Centennial, CO 80112  
USA  
Phone: 303.730.1950  
Toll Free: 1.888.506.6887  
Fax: 303.730.1966  
nb-customerservice@bio-techne.com

### **Bio-Techne Canada**

21 Canmotor Ave  
Toronto, ON M8Z 4E6  
Canada  
Phone: 905.827.6400  
Toll Free: 855.668.8722  
Fax: 905.827.6402  
canada.inquires@bio-techne.com

### **Bio-Techne Ltd**

19 Barton Lane  
Abingdon Science Park  
Abingdon, OX14 3NB, United Kingdom  
Phone: (44) (0) 1235 529449  
Free Phone: 0800 37 34 15  
Fax: (44) (0) 1235 533420  
info.EMEA@bio-techne.com

### **General Contact Information**

[www.novusbio.com](http://www.novusbio.com)  
Technical Support: nb-technical@bio-techne.com  
Orders: nb-customerservice@bio-techne.com  
General: novus@novusbio.com

### **Products Related to NB500-328**

---

NBL1-12068	Integrin alpha L/CD11a Overexpression Lysate
HAF007	Goat anti-Mouse IgG Secondary Antibody [HRP]
NB720-B	Rabbit anti-Mouse IgG (H+L) Secondary Antibody [Biotin]
NBP1-97005-0.5mg	Mouse IgG1 Isotype Control (MG1)

---

### **Limitations**

This product is for research use only and is not approved for use in humans or in clinical diagnosis. Primary Antibodies are guaranteed for 1 year from date of receipt.

For more information on our 100% guarantee, please visit [www.novusbio.com/guarantee](http://www.novusbio.com/guarantee)

Earn gift cards/discounts by submitting a review: [www.novusbio.com/reviews/submit/NB500-328](http://www.novusbio.com/reviews/submit/NB500-328)

Earn gift cards/discounts by submitting a publication using this product:  
[www.novusbio.com/publications](http://www.novusbio.com/publications)

