

Product Datasheet

BIRC6 Antibody - BSA Free

NB300-264

Unit Size: 100 ul

Store at 4C. Do not freeze.

www.novusbio.com



technical@novusbio.com

Publications: 3

Protocols, Publications, Related Products, Reviews, Research Tools and Images at:
www.novusbio.com/NB300-264

Updated 2/21/2025 v.20.1

Earn rewards for product
reviews and publications.

Submit a publication at www.novusbio.com/publications

Submit a review at www.novusbio.com/reviews/destination/NB300-264



NB300-264

BIRC6 Antibody - BSA Free

Product Information	
Unit Size	100 ul
Concentration	1.0 mg/ml
Storage	Store at 4C. Do not freeze.
Clonality	Polyclonal
Preservative	0.09% Sodium Azide
Isotype	IgG
Purity	Immunogen affinity purified
Buffer	Tris-Citrate/Phosphate (pH 7.0 - 8.0)

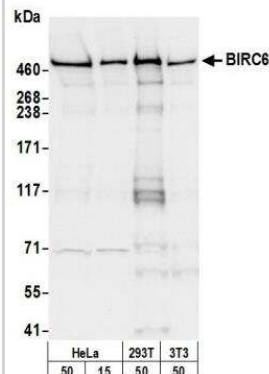
Product Description	
Host	Rabbit
Gene ID	57448
Gene Symbol	BIRC6
Species	Human, Mouse
Immunogen	A synthetic peptide derived from a sequence between residue 4775 and the C-terminus (residue 4829) of human Baculoviral IAP repeat-containing protein 6 using the numbering given in Swiss-Prot entry Q9NR09 (GeneID 57448).

Product Application Details	
Applications	Western Blot, Immunocytochemistry/ Immunofluorescence, Immunohistochemistry, Immunohistochemistry-Paraffin, Immunoprecipitation
Recommended Dilutions	Western Blot 1:2000-1:10000, Immunohistochemistry 1:2000-1:10000, Immunocytochemistry/ Immunofluorescence, Immunoprecipitation 2-10 ug/mg lysate, Immunohistochemistry-Paraffin 1:2000-1:10000
Application Notes	Use in Immunocytochemistry/Immunofluorescence reported in scientific literature (PMID:33815677) Epitope retrieval with citrate buffer pH6.0 is recommended for FFPE tissue sections.

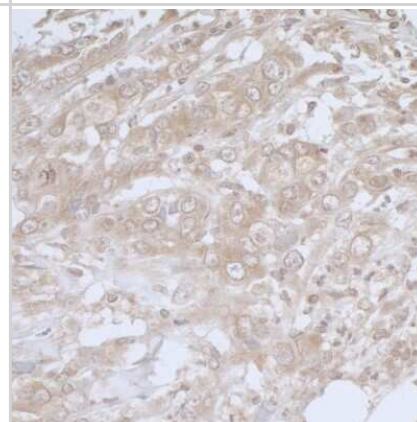


Images

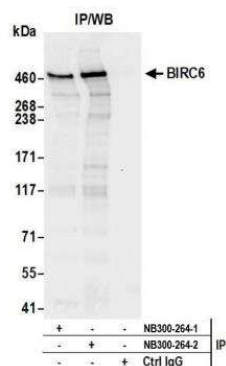
Western Blot: BIRC6 Antibody [NB300-264] - Detection of Human and Mouse BIRC6 by Western Blot. Samples: Whole cell lysate from HeLa, 293T, and mouse NIH3T3 cells prepared using NETN lysis buffer. Antibody: Affinity purified rabbit anti-BIRC6 antibody NB300-264 used for WB at 0.1 ug/ml. Detection: Chemiluminescence with an exposure time of 3 seconds.



Immunohistochemistry-Paraffin: BIRC6 Antibody [NB300-264] - Section of human breast carcinoma. Antibody: Affinity purified rabbit anti-BIRC6/Apollon used at a dilution of 1:5,000 (0.2ug/ml). Detection: DAB Counterstain: IHC Hematoxylin (blue).



Immunoprecipitation: BIRC6 Antibody [NB300-264] - Detection of human BIRC6 by western blot of immunoprecipitates. Samples: Whole cell lysate (0.5 or 1.0 mg per IP reaction; 20% of IP loaded) from HeLa cells prepared using NETN lysis buffer. Antibodies: Affinity purified rabbit anti-BIRC6 antibody NB300-264 (lot 2) used for IP at 6 ug per reaction. BIRC6 was also immunoprecipitated by a previous lot of this antibody (lot 1). For blotting immunoprecipitated BIRC6, NB300-264 was used at 1 ug/ml. Detection: Chemiluminescence with an exposure time of 3 seconds.



Publications

Vilfranc CL Elucidating the Role of BRUCE in Chronic Liver Disease Pathogenesis Thesis 2021-01-01

Vilfranc CL, Che LX, Patra KC et al. BIR repeat-containing ubiquitin conjugating enzyme (BRUCE) regulation of beta-catenin signaling in the progression of drug-induced hepatic fibrosis and carcinogenesis World journal of hepatology 2021-03-27 [PMID: 33815677] (ICC/IF, Mouse)

Aharinejad S, Andrukhova O, Lucas T et al. Programmed cell death in idiopathic dilated cardiomyopathy is mediated by suppression of the apoptosis inhibitor Apollon. Ann Thorac Surg 2008-07-01 [PMID: 18573408]



Novus Biologicals USA

10730 E. Briarwood Avenue
Centennial, CO 80112
USA
Phone: 303.730.1950
Toll Free: 1.888.506.6887
Fax: 303.730.1966
nb-customerservice@bio-techne.com

Bio-Techne Canada

21 Canmotor Ave
Toronto, ON M8Z 4E6
Canada
Phone: 905.827.6400
Toll Free: 855.668.8722
Fax: 905.827.6402
canada.inquires@bio-techne.com

Bio-Techne Ltd

19 Barton Lane
Abingdon Science Park
Abingdon, OX14 3NB, United Kingdom
Phone: (44) (0) 1235 529449
Free Phone: 0800 37 34 15
Fax: (44) (0) 1235 533420
info.EMEA@bio-techne.com

General Contact Information

www.novusbio.com
Technical Support: nb-technical@bio-techne.com
Orders: nb-customerservice@bio-techne.com
General: novus@novusbio.com

Products Related to NB300-264

HAF008	Goat anti-Rabbit IgG Secondary Antibody [HRP]
NB7160	Goat anti-Rabbit IgG (H+L) Secondary Antibody [HRP]
NBP2-24891	Rabbit IgG Isotype Control
NBP2-57759PEP	BIRC6 Recombinant Protein Antigen

Limitations

This product is for research use only and is not approved for use in humans or in clinical diagnosis. Primary Antibodies are guaranteed for 1 year from date of receipt.

For more information on our 100% guarantee, please visit www.novusbio.com/guarantee

Earn gift cards/discounts by submitting a review: www.novusbio.com/reviews/submit/NB300-264

Earn gift cards/discounts by submitting a publication using this product:
www.novusbio.com/publications

