

# Product Datasheet

## ABCB5 Antibody NB110-85481

Unit Size: 0.1 mg

Store at -20C. Avoid freeze-thaw cycles.

[www.novusbio.com](http://www.novusbio.com)



[technical@novusbio.com](mailto:technical@novusbio.com)

Protocols, Publications, Related Products, Reviews, Research Tools and Images at:  
[www.novusbio.com/NB110-85481](http://www.novusbio.com/NB110-85481)

Updated 2/1/2019 v.20.1

Earn rewards for product  
reviews and publications.

Submit a publication at [www.novusbio.com/publications](http://www.novusbio.com/publications)

Submit a review at [www.novusbio.com/reviews/destination/NB110-85481](http://www.novusbio.com/reviews/destination/NB110-85481)



**NB110-85481**

ABCB5 Antibody

Product Information	
Unit Size	0.1 mg
Concentration	1.1 mg/ml
Storage	Store at -20C. Avoid freeze-thaw cycles.
Clonality	Polyclonal
Preservative	0.01% Sodium Azide
Isotype	IgG
Purity	Immunogen affinity purified
Buffer	0.02 M Potassium Phosphate, 0.15 M Sodium Chloride, pH 7.2
Target Molecular Weight	90 kDa


Product Description	
Host	Rabbit
Gene ID	340273
Gene Symbol	ABCB5
Species	Human
Reactivity Notes	Monkey 85%
Specificity/Sensitivity	This antibody is specific for human ABCB5 protein. A BLAST analysis was used to suggest partial cross-reactivity with ABCB5 from monkey (85% homology), rat (68% homology) and mouse (62% homology) sources. Cross-reactivity with ABCB5 from other sources has not been determined
Immunogen	ABCB5 antibody was prepared from whole rabbit serum produced by repeated immunizations with a synthetic peptide corresponding to residues corresponding to an internal region of human ABCB5.

Product Application Details	
Applications	Western Blot, ELISA, Immunohistochemistry, Immunohistochemistry-Paraffin
Recommended Dilutions	Western Blot 1:20000, ELISA 1:10000-1:50000, Immunohistochemistry 1:200, Immunohistochemistry-Paraffin 1:200

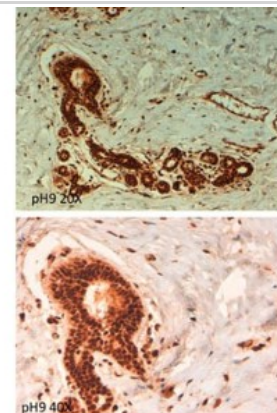


## Images

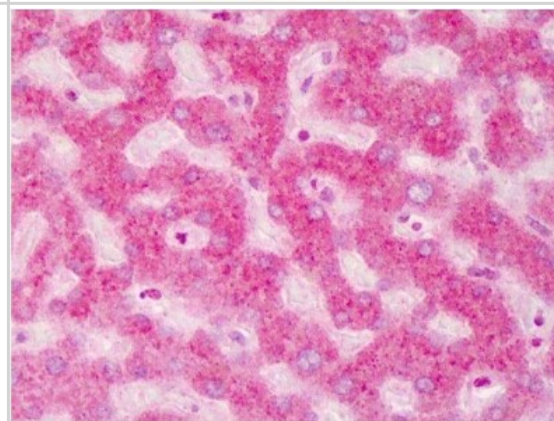
**Western Blot: ABCB5 Antibody [NB110-85481] - Analysis of ABCB5 beta** in 12.5 ug of transfected-Hi5 whole cell lysate. No reaction was seen when antibody was pre-incubated with the immunizing peptide (data not shown). A 3-8% Tris-acetate gel was used for separation. The arrowhead corresponds to 117 kDa ABCB5. The membrane was probed with the primary antibody at a 1:10,000 dilution in 5% milk in TBST at 4 C, overnight.



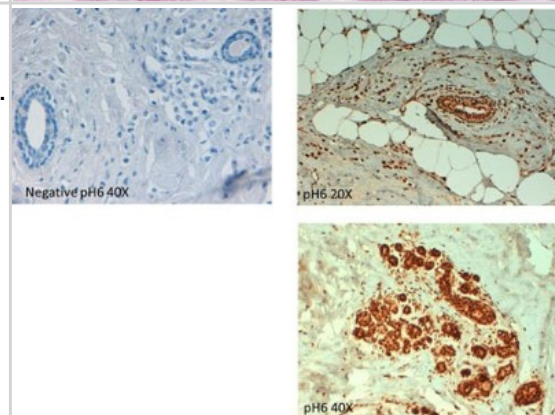
**Immunohistochemistry: ABCB5 Antibody [NB110-85481] - Tissue:** human breast carcinoma at pH9. Fixation: formalin fixed paraffin embedded. Primary antibody: ABCB5 antibody at 10 ug/mL for 1 h at RT. Localization: ABCB5 is cytoplasmic. Staining: ABCB5 as precipitated brown signal.



**Immunohistochemistry-Paraffin: ABCB5 Antibody [NB110-85481] - Immunohistochemistry of ABCB5 antibody Tissue:** human liver Fixation: formalin fixed paraffin embedded Antigen retrieval: user optimized Primary antibody: ABCB5 1:200 Secondary antibody: Peroxidase goat anti-rabbit at 1:10,000 for 45 min at RT Localization: Moderate to strong cytoplasmic and membranous staining was observed in hepatocytes. Occasional nuclear staining was observed in hepatocytes and sinusoidal cells. Staining: antibody as precipitated red signal with a hematoxylin purple nuclear counterstain.



**Immunohistochemistry: ABCB5 Antibody [NB110-85481] - Tissue:** human breast carcinoma at pH6. Fixation: formalin fixed paraffin embedded. Primary antibody: ABCB5 antibody at 10 ug/mL for 1 h at RT.





### **Novus Biologicals USA**

10730 E. Briarwood Avenue  
Centennial, CO 80112  
USA

Phone: 303.730.1950  
Toll Free: 1.888.506.6887  
Fax: 303.730.1966  
novus@novusbio.com

### **Novus Biologicals Canada**

461 North Service Road West, Unit B37  
Oakville, ON L6M 2V5  
Canada

Phone: 905.827.6400  
Toll Free: 855.668.8722  
Fax: 905.827.6402  
canada@novusbio.com

### **Novus Biologicals Europe**

19 Barton Lane  
Abingdon Science Park  
Abingdon, OX14 3NB, United Kingdom

Phone: (44) (0) 1235 529449  
Free Phone: 0800 37 34 15  
Fax: (44) (0) 1235 533420  
info@bio-techne.com

### **General Contact Information**

www.novusbio.com  
Technical Support: technical@novusbio.com  
Orders: orders@novusbio.com  
General: novus@novusbio.com

### **Limitations**

This product is for research use only and is not approved for use in humans or in clinical diagnosis. Primary Antibodies are guaranteed for 1 year from date of receipt.

For more information on our 100% guarantee, please visit [www.novusbio.com/guarantee](http://www.novusbio.com/guarantee)

Earn gift cards/discounts by submitting a review: [www.novusbio.com/reviews/submit/NB110-85481](http://www.novusbio.com/reviews/submit/NB110-85481)

Earn gift cards/discounts by submitting a publication using this product:  
[www.novusbio.com/publications](http://www.novusbio.com/publications)

