

Product Datasheet

Beclin 1 Antibody NB110-74776

Unit Size: 0.1 ml

Store at 4C short term. Aliquot and store at -20C long term. Avoid freeze-thaw cycles.

www.novusbio.com



technical@novusbio.com

Protocols, Publications, Related Products, Reviews, Research Tools and Images at:
www.novusbio.com/NB110-74776

Updated 6/27/2018 v.20.1

Earn rewards for product
reviews and publications.

Submit a publication at www.novusbio.com/publications

Submit a review at www.novusbio.com/reviews/destination/NB110-74776



NB110-74776

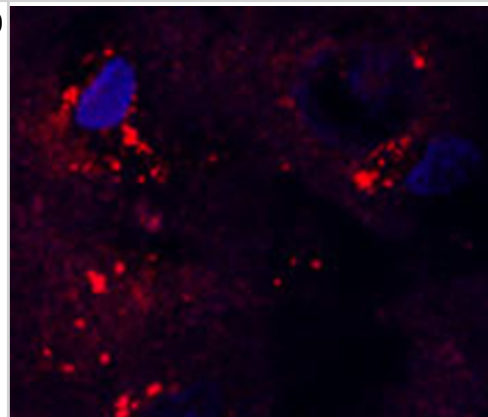
Beclin 1 Antibody

Product Information	
Unit Size	0.1 ml
Concentration	This product is unpurified. The exact concentration of antibody is not quantifiable.
Storage	Store at 4C short term. Aliquot and store at -20C long term. Avoid freeze-thaw cycles.
Clonality	Polyclonal
Preservative	No Preservative
Reconstitution Instructions	Please contact technical support for detailed reconstitution instruction.
Purity	Unpurified
Buffer	Whole antisera
Product Description	
Host	Rabbit
Gene ID	8678
Gene Symbol	BECN1
Species	Human, Mouse, Rat
Reactivity Notes	Human, Mouse and Rat.
Specificity/Sensitivity	Beclin-1.
Immunogen	A synthetic peptide as a part of human, rat, mouse coiled-coil myosin-like BCL2-interacting protein (Beclin-1, BECN1, GT197, ATG6, VPS30) conjugated to immunogenic carrier protein has been used as the immunogen.
Notes	Reconstitute in 0.1 ml of sterile water. Centrifuge to remove any insoluble material. When reconstituting, glycerol (1:1) may be added for an additional stability.
Product Application Details	
Applications	Western Blot, Immunohistochemistry, Immunohistochemistry-Frozen, Immunohistochemistry-Paraffin
Recommended Dilutions	Western Blot 1:400 to 1:5000, Immunohistochemistry, Immunohistochemistry-Paraffin, Immunohistochemistry-Frozen

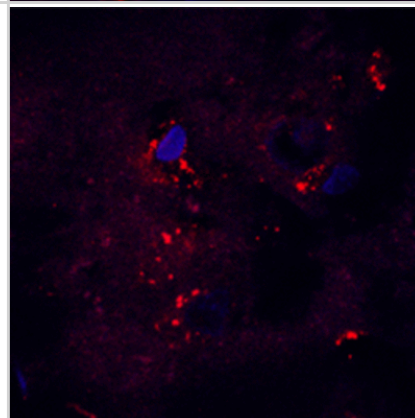


Images

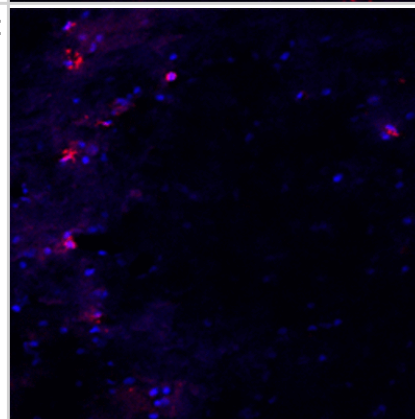
Immunofluorescent: Beclin-1 Antibody [NB110-74776] - rat brain at 1:500 dilution using Rabbit antibody to human, rat, mouse coiled-coil myosin-like Beclin-1 whole serum, DAPI counterstained appearing in blue.



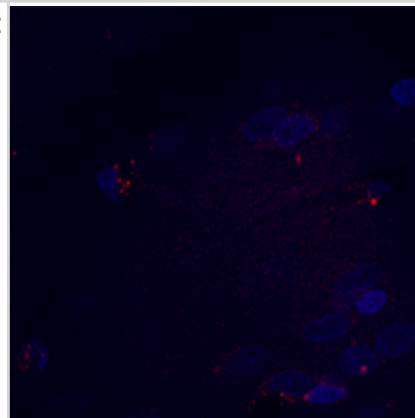
Immunofluorescent: Beclin-1 Antibody [NB110-74776] - on rat brain at 1:500 dilution using Rabbit antibody to human, rat, mouse coiled-coil myosin-like BCL2-interacting protein (Beclin-1, BECN1, GT197, ATG6, VPS30): whole serum, DAPI counter stained appearing in blue.



Immunofluorescent: Beclin-1 Antibody [NB110-74776] - on rat brain at 1 : 500 dilution using Rabbit antibody to human, rat, mouse coiled-coil myosin-like BCL2-interacting protein (Beclin-1, BECN1, GT197, ATG6, VPS30): whole serum, DAPI counter stained appearing in blue.



Immunofluorescent: Beclin-1 Antibody [NB110-74776] - on rat brain at 1 : 500 dilution using Rabbit antibody to human, rat, mouse coiled-coil myosin-like BCL2-interacting protein (Beclin-1, BECN1, GT197, ATG6, VPS30): whole serum, DAPI counter stained appearing in blue.





Novus Biologicals USA

10730 E. Briarwood Avenue
Centennial, CO 80112
USA

Phone: 303.730.1950
Toll Free: 1.888.506.6887
Fax: 303.730.1966
novus@novusbio.com

Novus Biologicals Canada

461 North Service Road West, Unit B37
Oakville, ON L6M 2V5
Canada

Phone: 905.827.6400
Toll Free: 855.668.8722
Fax: 905.827.6402
canada@novusbio.com

Novus Biologicals Europe

19 Barton Lane
Abingdon Science Park
Abingdon, OX14 3NB, United Kingdom

Phone: (44) (0) 1235 529449
Free Phone: 0800 37 34 15
Fax: (44) (0) 1235 533420
info@bio-techne.com

General Contact Information

www.novusbio.com
Technical Support: technical@novusbio.com
Orders: orders@novusbio.com
General: novus@novusbio.com

Limitations

This product is for research use only and is not approved for use in humans or in clinical diagnosis. Primary Antibodies are guaranteed for 1 year from date of receipt.

For more information on our 100% guarantee, please visit www.novusbio.com/guarantee

Earn gift cards/discounts by submitting a review: www.novusbio.com/reviews/submit/NB110-74776

Earn gift cards/discounts by submitting a publication using this product:
www.novusbio.com/publications

