

Product Datasheet

VE-Cadherin Antibody (MM0012-8A03) - Azide and BSA Free **NB110-60978**

Unit Size: 0.1 mg

Aliquot and store at -20C or -80C. Avoid freeze-thaw cycles.

www.novusbio.com



technical@novusbio.com

Protocols, Publications, Related Products, Reviews, Research Tools and Images at:
www.novusbio.com/NB110-60978

Updated 4/7/2025 v.20.1

Earn rewards for product reviews and publications.

Submit a publication at www.novusbio.com/publications

Submit a review at www.novusbio.com/reviews/destination/NB110-60978



NB110-60978

VE-Cadherin Antibody (MM0012-8A03) - Azide and BSA Free

Product Information	
Unit Size	0.1 mg
Concentration	LYOPH mg/ml
Storage	Aliquot and store at -20C or -80C. Avoid freeze-thaw cycles.
Clonality	Monoclonal
Clone	MM0012-8A03
Preservative	No Preservative
Reconstitution Instructions	Reconstitute with sterilized PBS to a final concentration of 0.2 mg/ml.
Isotype	IgG1
Purity	Protein G purified
Buffer	Lyophilized from a 0.2 um filtered solution in PBS. 0.025 mg size is provided in liquid form, PBS

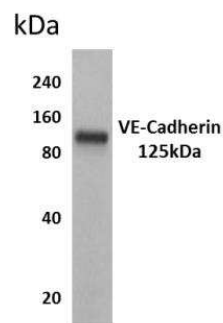
Product Description	
Host	Mouse
Gene ID	1003
Gene Symbol	CDH5
Species	Human
Marker	Endothelial Cell Marker
Specificity/Sensitivity	In western blots this antibody shown no cross-reactivity with E-Cadherin, and P-Cadherin.
Immunogen	Human recombinant VE-Cadherin (extracellular domain)

Product Application Details	
Applications	Western Blot, ELISA, Immunohistochemistry, Immunohistochemistry-Paraffin
Recommended Dilutions	Western Blot 1:1000-1:2000, ELISA 1:1000-3000, Immunohistochemistry 1:100-1:200, Immunohistochemistry-Paraffin 1:100-1:200



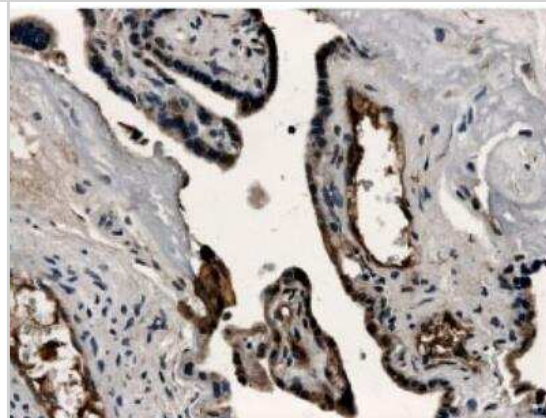
Images

Western Blot: VE-Cadherin Antibody (MM0012-8A03) - Azide and BSA Free [NB110-60978] - Lysates of HUVECs with Mouse anti-Human VE-Cadherin (MM0012-8A03) antibody.

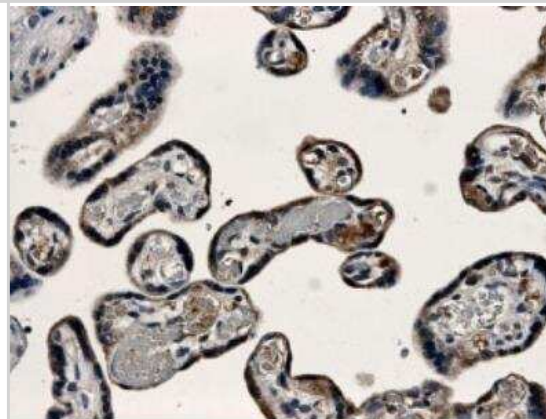


Lysates of HUVECs

Immunohistochemistry-Paraffin: VE-Cadherin Antibody (MM0012-8A03) [NB110-60978] - Formalin fixed and paraffin embedded human placental tissue section is subjected to IHC with anti human VE-Cadherin



Immunohistochemistry-Paraffin: VE-Cadherin Antibody (MM0012-8A03) [NB110-60978] - Formalin fixed and paraffin embedded human placental tissue section is subjected to IHC with anti human VE-Cadherin



**Novus Biologicals USA**

10730 E. Briarwood Avenue
Centennial, CO 80112
USA
Phone: 303.730.1950
Toll Free: 1.888.506.6887
Fax: 303.730.1966
nb-customerservice@bio-techne.com

Bio-Techne Canada

21 Canmotor Ave
Toronto, ON M8Z 4E6
Canada
Phone: 905.827.6400
Toll Free: 855.668.8722
Fax: 905.827.6402
canada.inquires@bio-techne.com

Bio-Techne Ltd

19 Barton Lane
Abingdon Science Park
Abingdon, OX14 3NB, United Kingdom
Phone: (44) (0) 1235 529449
Free Phone: 0800 37 34 15
Fax: (44) (0) 1235 533420
info.EMEA@bio-techne.com

General Contact Information

www.novusbio.com
Technical Support: nb-technical@bio-techne.com
Orders: nb-customerservice@bio-techne.com
General: novus@novusbio.com

Products Related to NB110-60978

HAF007	Goat anti-Mouse IgG Secondary Antibody [HRP]
NB720-B	Rabbit anti-Mouse IgG (H+L) Secondary Antibody [Biotin]
NBP1-97005-0.5mg	Mouse IgG1 Isotype Control (MG1)
NBP3-21223PEP	VE-Cadherin Recombinant Protein Antigen

Limitations

This product is for research use only and is not approved for use in humans or in clinical diagnosis. Primary Antibodies are guaranteed for 1 year from date of receipt.

For more information on our 100% guarantee, please visit www.novusbio.com/guarantee

Earn gift cards/discounts by submitting a review: www.novusbio.com/reviews/submit/NB110-60978

Earn gift cards/discounts by submitting a publication using this product:
www.novusbio.com/publications

