

Product Datasheet

Prostaglandin E Synthase Antibody NB110-39057

Unit Size: 0.05 mg

Store at 4C short term. Aliquot and store at -20C long term. Avoid freeze-thaw cycles.

www.novusbio.com



technical@novusbio.com

Protocols, Publications, Related Products, Reviews, Research Tools and Images at:
www.novusbio.com/NB110-39057

Updated 4/18/2021 v.20.1

Earn rewards for product
reviews and publications.

Submit a publication at www.novusbio.com/publications

Submit a review at www.novusbio.com/reviews/destination/NB110-39057



NB110-39057**Prostaglandin E Synthase Antibody**

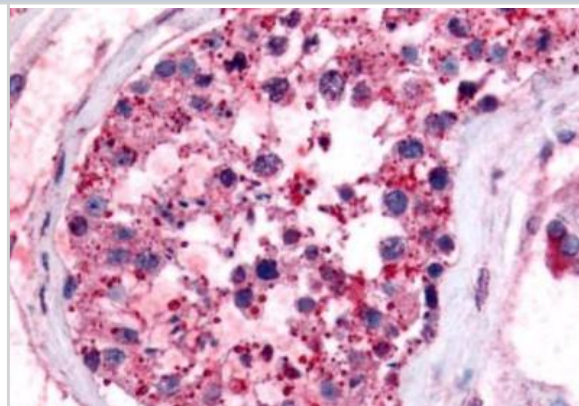
Product Information	
Unit Size	0.05 mg
Concentration	1.0 mg/ml
Storage	Store at 4C short term. Aliquot and store at -20C long term. Avoid freeze-thaw cycles.
Clonality	Polyclonal
Preservative	0.1% Sodium Azide
Isotype	IgG
Purity	Immunogen affinity purified
Buffer	PBS

Product Description	
Host	Rabbit
Gene ID	9536
Gene Symbol	PTGES
Species	Human, Rabbit
Reactivity Notes	Predicted cross-reactivity based on sequence identity: Gorilla (100%), Gibbon (100%), Marmoset (92%), Elephant (92%), Panda (92%), Pike (92%), Bovine (85%), Hamster (85%), Porcine (85%), Xenopus (85%).
Specificity/Sensitivity	Human PTGES. BLAST analysis of the peptide immunogen showed no homology with other human proteins.
Immunogen	Synthetic 13 amino acid peptide from 1st cytoplasmic domain of human PTGES.

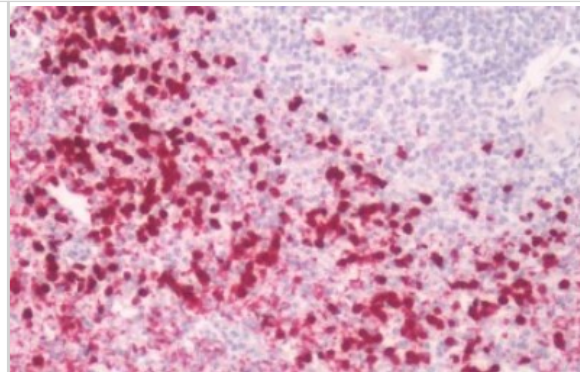
Product Application Details	
Applications	Immunohistochemistry, Immunohistochemistry-Paraffin
Recommended Dilutions	Immunohistochemistry, Immunohistochemistry-Paraffin 10 ug/ml

Images

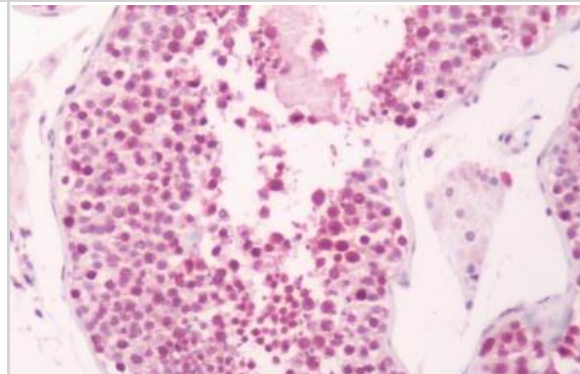
Immunohistochemistry-Paraffin: Prostaglandin E Synthase Antibody [NB110-39057] - Anti-Prostaglandin E Synthase antibody IHC staining of human testis. Immunohistochemistry of formalin-fixed, paraffin-embedded tissue after heat-induced antigen retrieval.



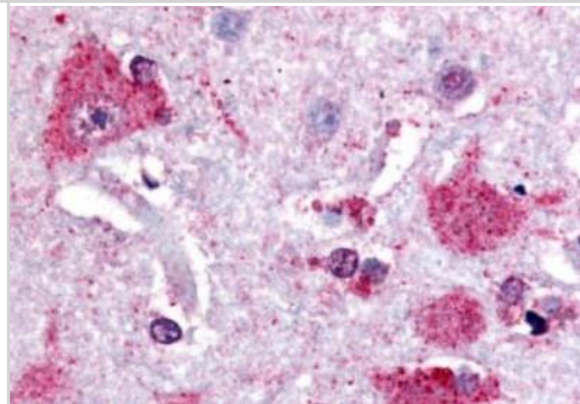
Immunohistochemistry-Paraffin: Prostaglandin E Synthase Antibody [NB110-39057] - Human Spleen: Formalin-Fixed, Paraffin-Embedded (FFPE)



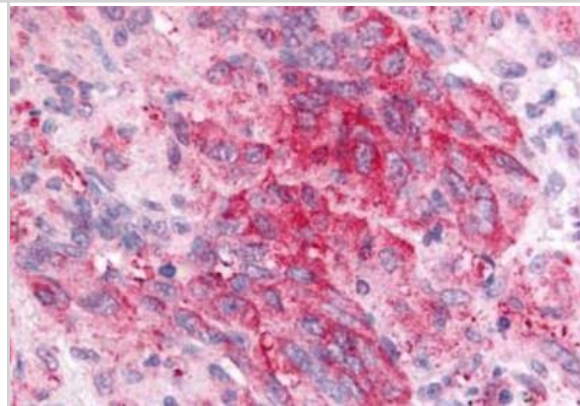
Immunohistochemistry-Paraffin: Prostaglandin E Synthase Antibody [NB110-39057] - Immunohistochemical analysis of human testis.



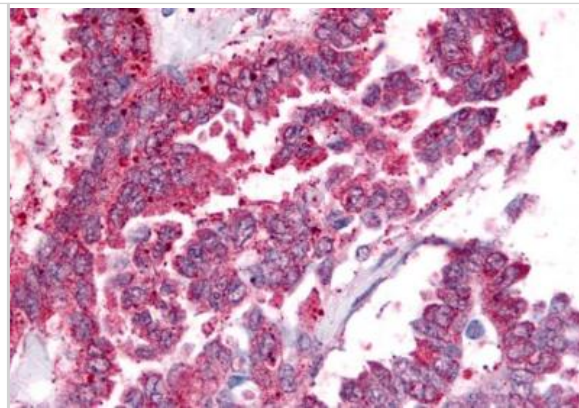
Immunohistochemistry: Prostaglandin E Synthase Antibody [NB110-39057] - Immunohistochemical analysis of brain, cortex.



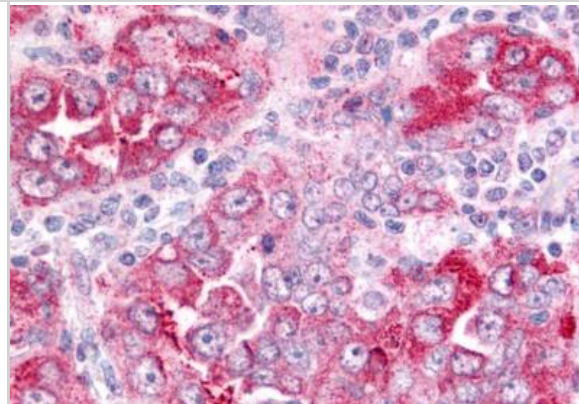
Immunohistochemistry: Prostaglandin E Synthase Antibody [NB110-39057] - Immunohistochemical analysis of lung, non small cell carcinoma.



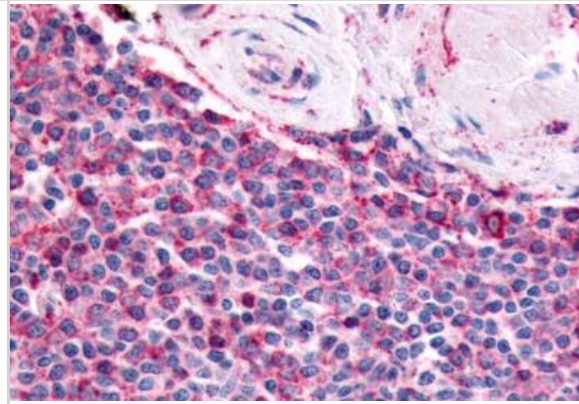
Immunohistochemistry-Paraffin: Prostaglandin E Synthase Antibody [NB110-39057] - Anti-Prostaglandin E Synthase antibody IHC of human Ovary, Carcinoma. Immunohistochemistry of formalin-fixed, paraffin-embedded tissue after heat-induced antigen retrieval.



Immunohistochemistry-Paraffin: Prostaglandin E Synthase Antibody [NB110-39057] - Anti-Prostaglandin E Synthase Antibody IHC of human Lung, Non-Small Cell Carcinoma. Immunohistochemistry of formalin-fixed, paraffin-embedded tissue after heat-induced antigen retrieval.



Immunohistochemistry-Paraffin: Prostaglandin E Synthase Antibody [NB110-39057] - Anti-Prostaglandin E Synthase antibody IHC of human spleen. Immunohistochemistry of formalin-fixed, paraffin-embedded tissue after heat-induced antigen retrieval.





Novus Biologicals USA

10730 E. Briarwood Avenue
Centennial, CO 80112
USA

Phone: 303.730.1950
Toll Free: 1.888.506.6887
Fax: 303.730.1966
novus@novusbio.com

Bio-Techne Canada

21 Canmotor Ave
Toronto, ON M8Z 4E6
Canada

Phone: 905.827.6400
Toll Free: 855.668.8722
Fax: 905.827.6402
canada.inquires@bio-techne.com

Bio-Techne Ltd

19 Barton Lane
Abingdon Science Park
Abingdon, OX14 3NB, United Kingdom

Phone: (44) (0) 1235 529449
Free Phone: 0800 37 34 15
Fax: (44) (0) 1235 533420
info.EMEA@bio-techne.com

General Contact Information

www.novusbio.com
Technical Support: technical@novusbio.com
Orders: orders@novusbio.com
General: novus@novusbio.com

Limitations

This product is for research use only and is not approved for use in humans or in clinical diagnosis. Primary Antibodies are guaranteed for 1 year from date of receipt.

For more information on our 100% guarantee, please visit www.novusbio.com/guarantee

Earn gift cards/discounts by submitting a review: www.novusbio.com/reviews/submit/NB110-39057

Earn gift cards/discounts by submitting a publication using this product:
www.novusbio.com/publications

